

HelaGuard

Flexible Metallic and Nonmetallic Conduit and Fittings



HelaGuard Conduit Systems

	Page		Page
HelaGuard Nonmetallic		Flexible Metallic Conduit	
Conduit Application Overview.....	4	FU-x Galvanized Steel Conduit.....	50
Mounting & Removing HelaGuard Nonmetallic Fittings.....	5	SSU Stainless Steel Conduit.....	51
HelaGuard Nonmetallic System Nomenclature.....	6		
HelaGuard Nonmetallic Conduit		Fittings for Flexible Metallic Conduit	
Conduit Application Overview.....	8	FU-M Two-part Fixed Thread Fittings.....	52
Standard Weight Nylon Conduit (Slit & Non-Slit).....	9		
Lightweight Nylon Conduit.....	10	Flexible Jacketed Metallic Conduit	
Flame-Retardant Standard Weight Nylon Conduit.....	11	FSU Galvanized Steel Conduit, PVC Cover.....	53
High-Impact Standard Weight Nylon Conduit (Slit & Non-Slit).....	12	LFHU Galvanized Steel Conduit, LFH Cover.....	54
Standard Weight Double Slit Nylon Conduit.....	13	FPU Galvanized Steel Conduit, PU Cover.....	55
HelaGuard Nonmetallic Fittings		Fittings for Metallic Jacketed Conduit	
Straight External NPT Thread Fittings.....	16	FSU-C Straight Compression Fittings.....	56
90-Degree Elbow External NPT Thread Fittings.....	17	FSU-C90 Elbow Compression Fittings.....	57
45-Degree Elbow External NPT Thread Fittings.....	18	FSU-C-S Straight Compression Swivel Fittings.....	58
Straight Nylon External Threaded Ultra® Fittings.....	19	FSU-M Two-part Fixed Thread Fittings.....	59
90-Degree Elbow Nylon External Threaded Ultra Fittings.....	20	FSU-E Metallic Conduit End Cap.....	60
45-Degree Elbow Nylon External Threaded Ultra Fittings.....	21		
T-Connectors.....	22	Liquid-tight Flexible Metallic Conduit	
Y-Divider Fittings.....	23	LTP Galvanized Steel Conduit, PVC cover.....	61
Conduit Couplers.....	24	LTP LFH Galvanized Steel Conduit, LFH Cover.....	62
HelaGuard Reducer Fittings Nomenclature.....	25	LTP HC Galvanized Steel Conduit, HC Cover.....	63
Conduit Reducers.....	26	LTP PU Galvanized Steel Conduit, PU Cover.....	64
HelaGuard Nonmetallic Tubing & Compression Fittings		Flexible Braided Metallic Conduit	
PSR Reinforced Spiral Tubing.....	27	LTB RDP Galvanized Steel Conduit, Overbraided Center, PVC cover.....	65
LPC Reinforced Smooth Tubing.....	28		
2-Piece NPT Thread Compression Fittings.....	29	Liquid-Tight Fittings for Flexible Metallic Conduit	
Fittings for LPC Smooth Bore PVC Tubing.....	30	LTP CUL Straight Compression Fittings.....	66
		LTP CUL90 Elbow Compression Fittings.....	67
HelaGuard Accessories		LTP CUL45 Elbow Compression Fittings.....	68
PAEC Nylon End Caps for Corrugated Conduit.....	32	LTP-C-S Straight Compression Swivel Fittings.....	69
REC Rubber End Caps.....	32	LTP-LTP Coupler Fittings.....	70
Nickel-Plated Brass Locknuts.....	33		
Nylon Locknuts.....	33	Accessories for Flexible Metallic Conduit	
Clips for Corrugated Conduit.....	34	Metallic Locknuts.....	71
Clips for PSR & LPC Tubing.....	34	Sealing Washers.....	72
ConCutter Nonmetallic Conduit Cutters.....	35	CNV Thread Converters.....	74
Sealing Washers.....	35	LTP-E Conduit End Cap Inserts.....	75
HelaGuard Nonmetallic References		Hazardous Area Conduit & Fittings	
Chemical Resistance.....	37	Overview.....	76
Product Selection Guide.....	38	LTP-EXD Straight Compression Fittings.....	77
Cutting and Assembly Guide.....	41	LTP-EXD-90 Elbow Compression Fittings.....	78
IEC 61386 Classification for Nonmetallic Conduit.....	42	LTP-EXD-45 Elbow Compression Fittings.....	79
		EXD-Rated Thread Converters.....	80
HelaGuard Metallic		HelaGuard Metallic References	
HelaGuard Metallic Overview.....	43	Chemical Resistance.....	81
Types of Metallic Conduit.....	44	Product Selection Guide.....	82
Types of Metallic Fittings.....	45	Cutting and Assembly Guide.....	86
Liquid-Tight Systems.....	46		
Conduit Selection Guide.....	47	Appendix	
HelaGuard Nomenclature for Metallic Conduit.....	48	Technical Information - Enclosure Type by Rating.....	88
HelaGuard Nomenclature for Metallic Fittings.....	49	Information for Comparisons of IEC.....	89
		Definition of Ingress Protection.....	90
		Thread Data.....	91
		Index by Part Number.....	92
		Index by Type.....	95

HelaGuard Nonmetallic Systems

HelaGuard is an innovative system of nonmetallic conduit, fittings and accessories that provides a highly versatile and lightweight solution for flexible cable management protection and routing needs. Available in a wide range of sizes, styles and materials, HelaGuard can address the wide array of mechanical, environmental and safety requirements needed for a project or application.

HelaGuard Nonmetallic Conduit

The self-extinguishing, halogen-free HelaGuard Conduit is preferred whenever conditions call for a lightweight, flexible material solution with good corrosion resistance properties. Standard and lightweight PA6 nylon conduit is widely used in OEM, electrical and general manufacturing environments. PA12 nylon conduit is well suited for dynamic applications that involve constant or repetitive motion — such as in industrial automation, or when exposed to UV conditions. Flame-retardant PA6 nylon is also available, along with a double slit version that is ideal for MRO and retrofitting applications. Most HelaGuard Nylon Conduit is UL recognized.

HelaGuard Nonmetallic Fittings

When fast installation and security is required, HelaGuard Nylon Fittings provide superior tensile strength with a simple snap-on and twist motion. All HelaGuard Fittings with the “HG” designation achieve an ingress protection rating of IP66 against dirt and moisture. When a higher degree of protection is required, “HGL” Fittings contain a special washer that fulfills IP68 classifications. Ultra® Fittings, with their one-piece design, deliver up to IP69 ingress protection. Types of nonmetallic fittings include straight fittings, elbows, flanges, T-Connectors, reducers and couplings. Compression fittings allow for ease of access to wires and cables for future maintenance.



Note: For product-specific approvals, please contact HellermannTyton or visit the product pages at www.hellermann.tyton.com.



Routing, Protection & Insulation

HelaGuard Nonmetallic Conduit



Applications

- Wire harness protection
- Medical equipment
- Conveyor systems
- Robotics and factory automation
- Machine construction and equipment
- Communication and security system cabling
- Industrial control panels
- Facility wiring



Key Features

- Wide range of sizes & materials
- Resistance to most chemicals
- High tensile strength
- Fast-fit design
- Liquid-tight system, IP65 up to IP69
- UV resistant materials
- Highly flexible

Benefits

- Suitable for broad range of applications
- Diverse applications
- Safe, secure assembly
- Easy installation, reduced assembly costs
- Meets industry standards
- Reliable protection against dust and water
- Suitable for outdoor applications
- Ease of use and installation

Mounting and Removing HelaGuard Nonmetallic Snap-On Fittings

HelaGuard Snap-On Fittings are mounted simply, quickly and securely. They offer exceptionally high pull-off strength and are vibration as well as tamper resistant. They can be removed with a screwdriver. HelaGuard Snap-On Fittings can be used again and again.

To mount and remove HelaGuard Snap-On Fittings, follow these simple instructions.



1. If the fitting has been used before, be sure that the slit points to the "on" position. To assemble the fitting, push it onto the end of the conduit as far as possible without forcing it, and twist it slightly. The fitting is now securely locked.



2. To remove the fitting, insert a small screwdriver into the slit.



3. Move the handle of the screwdriver towards the "off" position. The capnut will rotate slightly. The locking mechanism is now released.



4. Remove the screwdriver.



5. Manually rotate the capnut further toward the "off" position as far as possible.



6. Pull to remove the fitting from the end of the conduit.

To re-engage HelaGuard Snap-On Fittings, simply turn the capnut back to the "on" position and mount it onto the end of the conduit.

System Nomenclature

Example

Conduit: **HG-SW0500**

HG	SW	050	0
----	----	-----	---

Example

Fittings: **HGL075-S-0750**

HGL	075	S	075	0
-----	-----	---	-----	---

Box colors above refer to the following chart colors below.

Product Line	
HG	= HelaGuard Nonmetallic Conduit & Fittings IP66
HGL	= HelaGuard Nonmetallic Fittings IP68
HGU	= HelaGuard Nonmetallic Ultra® Fittings IP66, IP67, IP68 and IP69

Conduit Description	
SW	= Standard Weight PA6 Nylon
SWSL	= Standard Weight PA6 Nylon - Slit
LW	= Lightweight PA6 Nylon
FR	= Flame-retardant, Standard Weight PA6-FR Nylon
HI	= High Impact, Standard Weight PA12 Nylon
HISL	= High Impact Standard Weight PA12 Nylon - Slit
DC	= Double Cut Conduit PA6 Nylon
PSR	= Reinforced Spiral Tubing (PVC)
LPC	= Reinforced Smooth Tubing (PVC)

Conduit Nominal Size	
025	= 1/4" (10mm)
031	= 5/16" (13mm)
038	= 3/8" (16mm)
050	= 1/2" (21mm)
075	= 3/4" (28mm)
100	= 1" (34mm)
125	= 1-1/4" (40mm)
150	= 1-1/2" (50mm)
200	= 2" (67mm)

Color	
0	= Black
8	= Gray

Fitting Style	
S	= Straight Fitting
45	= 45 Degree Elbow
90	= 90 Degree Elbow
T	= T-Connector
SFL	= Straight Flange Fitting
90FL	= 90 Degree Flange
45FL	= 45 Degree Flange
SM	= Straight External Nickel-plated Brass Metric Thread
90M	= 90 Degree Elbow External Nickel-plated Brass Metric Thread
45M	= 45 Degree Elbow External Nickel-plated Brass Metric Thread
SF	= Straight Internal Nickel-plated Brass Metric Thread
90F	= 90 Degree Elbow Internal Nickel-plated Brass Metric Thread
45F	= 45 Degree Elbow Internal Nickel-plated Brass Metric Thread
PSR	= 2 Piece Nylon Compression Fitting
LPC-S	= Metallic Compression Fitting for LPC Tubing NPT Thread

Fitting Size / Type	
038	= 3/8" NPT Thread
050	= 1/2" NPT Thread
075	= 3/4" NPT Thread
100	= 1" NPT Thread
125	= 1-1/4" NPT Thread
150	= 1-1/2" NPT Thread
200	= 2" NPT Thread
M16	= 16mm Metric Thread
M20	= 20mm Metric Thread
M25	= 25mm Metric Thread
M32	= 32mm Metric Thread
M40	= 40mm Metric Thread
M50	= 50mm Metric Thread

HelaGuard Nonmetallic Conduit Guide

- Lightweight and flexible, with good impact, vibration and chemical resistance.
- Slit options allow for easy installation and maintenance.
- Corrugated conduit and smooth tubing options.
- Non-slit allows for liquid-tight ingress protection when paired with IP-rated fittings.
- UV resistant and flame-retardant options available.

Nonmetallic Conduit	Page
HG-SW PA6 Standard Weight	9
HG-LW PA6 Lightweight	10
HG-FR PA6 Flame Retardant	11
HG-HI PA12 Standard Weight	12

	Page
HG-DC Double Slit	13
PSR Reinforced Spiral Tubing	33
LPC Reinforced Smooth Tubing	34

Routing, Protection & Insulation

HelaGuard Nonmetallic Conduit

Conduit Application Overview

Conduit System	HG-SW PA6 corrugated, standard weight	HG-LW PA6 corrugated, lightweight	HG-FR flame- retardant PA6 corrugated, standard weight	HG-HI PA12 corrugated, standard weight	HG-DC PA6 corrugated, double slit	PSR smooth bore, helically formed PVC, spiral reinforced	LPC spiral reinforced tubing, smooth surface
Page	11	12	13	14	15	34	35
IP rating available	IP66, IP67, IP68, IP69	IP66, IP67, IP68, IP69	IP66, IP67, IP68, IP69	IP66, IP67, IP68, IP69	IP40	IP65	IP67, IP68
Compression strength kg/100 mm, 21 mm size	75	60	75	45	60	60	120
Pull-off strength kg, 21 mm size	40	30	40	30	15	25	70
High fatigue life	Yes	Yes	Yes	Yes		Yes	Yes
Temperature range	-40°C to +120°C	-40°C to +120°C	-40°C to +120°C	-50°C to +110°C	-50°C to +110°C	-5°C to +70°C	-5°C to +70°C
Flexible	Yes	Yes	Yes	Yes	Yes	Yes	Yes
Low fire hazard	Yes		Yes	Yes			
Halogen-free	Yes	Yes	Yes	Yes	Yes		
Flammability rating	UL 94 V-2	Self-extinguishing	UL 94 V-0	Self-extinguishing	UL 94 V-2	Self-extinguishing	Self-extinguishing
High abrasion resistance	Yes		Yes	Yes	Yes	Yes	Yes
High UV resistance (black)	Yes		Yes	Yes		Yes	Yes



Note: For product-specific approvals, please contact HellermannTyton.

Routing, Protection & Insulation

HelaGuard Nonmetallic Conduit

Standard Weight Nylon Conduit (Slit & Non-Slit)

HG-SW & HG-SWSL Series, PA6

A Standard Weight Corrugated Conduit made of PA6 nylon that offers flexible abrasion protection for wire and cable bundles. Easy to cut and use, the material is highly resistant to solvents and oils. Combine with HelaGuard Nonmetallic Fittings for IP66 rating or greater protection against water, wind and dirt.

Features and Benefits

- Material is easy to use and cut; reduces installation time and labor costs.
- Flexible, abrasion resistant and durable for a variety of applications.
- Good impact strength; recovers quickly if crushed.
- UV resistant; suitable for use in outdoor applications.
- Offered in fine or coarse corrugated pitch.
- Offered with or without slit; slit options offer easy access during installation and maintenance.

HF ✓

RoHS ✓



HelaGuard Standard Weight for industrial applications.

MATERIAL	Polyamide 6 (PA6)
Operating Temperature	-40°F to +248°F (-40°C to +120°C)
Operating Temperature Moving	-4°F to +212°F (-20°C to +100°C)
Flammability	UL 94 V-2

PART NO.	Nominal Size (Ø)		Pitch	Type	Outside Diameter Ø (OD)		Inside Diameter Ø (ID)		Inside Bend Radius		Color	Package Quantity per Reel	
	in.	(mm)			in.	(mm)	in.	(mm)	in.	(mm)		ft	(m)
Non-slit Conduit													
166-90284	1/4	(10)	F	HG-SW0250	0.39	(10)	0.248	(6.3)	0.59	(15)	Black	100	(30.5)
166-90287	1/4	(10)	F	HG-SW0250	0.39	(10)	0.248	(6.3)	0.59	(15)	Black	164	(50)
166-90286	5/16	(13)	F	HG-SW0310	0.51	(13)	0.39	(9.8)	0.99	(25)	Black	100	(30.5)
166-90288	5/16	(13)	F	HG-SW0310	0.51	(13)	0.39	(9.8)	0.99	(25)	Black	164	(50)
166-90190	3/8	(16)	F	HG-SW0380	0.63	(15.8)	0.47	(11.8)	1.38	(35)	Black	100	(30.5)
166-90289	3/8	(16)	F	HG-SW0380	0.63	(15.8)	0.47	(11.8)	1.38	(35)	Black	164	(50)
166-90191	1/2	(21)	C	HG-SW0500	0.84	(21.2)	0.63	(16.0)	1.78	(45)	Black	100	(30.5)
166-90290	1/2	(21)	F	HG-SW0500	0.84	(21.2)	0.63	(16.0)	1.78	(45)	Black	164	(50)
166-90192	3/4	(28)	C	HG-SW0750	1.13	(28.5)	0.85	(21.7)	1.97	(50)	Black	100	(30.5)
166-90291	3/4	(28)	F	HG-SW0750	1.13	(28.5)	0.85	(21.7)	1.97	(50)	Black	164	(50)
166-90193	1	(34)	C	HG-SW1000	1.36	(34.5)	1.11	(28.1)	2.36	(60)	Black	50	(15.2)
166-90194	1.25	(42)	C	HG-SW1250	1.68	(42.5)	1.4	(35.5)	2.76	(70)	Black	50	(15.2)
166-90195	1.50	(54)	C	HG-SW1500	2.15	(54.5)	1.86	(47.2)	3.15	(80)	Black	50	(15.2)
166-90463	2.0	(67)	C	HG-SW2000	2.65	(67.2)	2.22	(56.3)	5.12	(130)	Black	25	(7.6)
166-90283	1/4	(10)	F	HG-SW0258	0.39	(10)	0.248	(6.3)	0.59	(15)	Gray	100	(30.5)
166-90285	5/16	(13)	F	HG-SW0318	0.51	(13)	0.39	(9.8)	0.99	(25)	Gray	100	(30.5)
166-90276	3/8	(16)	F	HG-SW0388	0.63	(15.8)	0.47	(11.8)	1.38	(35)	Gray	100	(30.5)
166-90277	1/2	(21)	F	HG-SW0508	0.84	(21.2)	0.66	(16.7)	1.78	(45)	Gray	100	(30.5)
166-90278	3/4	(28)	F	HG-SW0758	1.13	(28.5)	0.9	(22.8)	1.97	(50)	Gray	100	(30.5)
166-90877	3/4	(28)	F	HG-SW0758	1.13	(28.5)	0.85	(21.7)	1.97	(50)	Gray	164	(50)
166-90279	1	(34)	C	HG-SW1008	1.36	(34.5)	1.11	(28.1)	2.36	(60)	Gray	50	(15.2)
166-90280	1.25	(42)	C	HG-SW1258	1.68	(42.5)	1.4	(35.5)	2.76	(70)	Gray	50	(15.2)
166-90281	1.50	(54)	C	HG-SW1508	2.15	(54.5)	1.86	(47.2)	3.15	(80)	Gray	50	(15.2)
Slit Conduit													
166-90270	3/8	(16)	F	HG-SWSL0380	0.63	(15.8)	0.47	(11.8)	1.38	(35)	Black	100	(30.5)
166-90271	1/2	(21)	F	HG-SWSL0500	0.84	(21.2)	0.66	(16.7)	1.78	(45)	Black	100	(30.5)
166-90272	3/4	(28)	F	HG-SWSL0750	1.13	(28.5)	0.9	(22.8)	1.97	(50)	Black	100	(30.5)
166-90273	1	(34)	C	HG-SWSL1000	1.36	(34.5)	1.11	(28.1)	2.36	(60)	Black	50	(15.2)
166-90274	1.25	(42)	C	HG-SWSL1250	1.68	(42.5)	1.4	(35.5)	2.76	(70)	Black	50	(15.2)
166-90275	1.50	(54)	C	HG-SWSL1500	2.15	(54.5)	1.86	(47.2)	3.15	(80)	Black	50	(15.2)

Use Part No. for ordering and Type for specification purposes.



Note: For product-specific approvals, please contact HellermannTyton.



21mm through 67mm non-slit sizes with "C" pitch

Routing, Protection & Insulation

HelaGuard Nonmetallic Conduit

Lightweight Nylon Conduit

HG-LW Series, PA6

Lightweight Nylon Corrugated Conduit provides high flexibility and good mechanical protection of wire and cable bundles, especially useful in smaller bend radius tight-fit applications. PA6 material offers high resistance to oils and solvents, along with good abrasion protection. Combine with HelaGuard Nonmetallic Fittings for IP66 rating or greater protection against water, wind and dirt.

Features and Benefits

- Lightweight and highly flexible for use in tight bend and fit applications.
- Easy to use and cut; reduces installation time and labor costs.
- Good abrasion resistance and impact strength; recovers quickly if crushed.
- Offered in fine or coarse corrugated pitch.



HelaGuard Lightweight is very flexible; ideal for use in moving applications.

MATERIAL	Polyamide 6 (PA6)
Operating Temperature	-40°F to +248°F (-40°C to +120°C)
Operating Temperature Moving	-4°F to +212°F (-20°C to +100°C)
Flammability	Self-extinguishing according to EN IEC 61386



PART NO.	Nominal Size (Ø)		Pitch	Type	Outside Diameter Ø (OD)		Inside Diameter Ø (ID)		Inside Bend Radius		Color	Package Quantity per Reel	
	in.	(mm)			in.	(mm)	in.	(mm)	in.	(mm)		ft	(m)
166-90452	1/4	(10)	F	HG-LW0250	0.39	(10)	0.26	(6.5)	0.59	(15)	Black	200	(61.0)
166-90196	3/8	(16.0)	F	HG-LW0380	0.63	(15.8)	0.46	(11.8)	1.38	(35)	Black	100	(30.5)
166-90197	1/2	(21.0)	F	HG-LW0500	0.84	(21.2)	0.66	(16.7)	1.58	(40)	Black	100	(30.5)
166-90198	3/4	(28.0)	F	HG-LW0750	1.13	(28.5)	0.91	(23.0)	1.78	(45)	Black	100	(30.5)
166-90199	1	(34.0)	C	HG-LW1000	1.36	(34.5)	1.11	(28.1)	2.17	(55)	Black	50	(15.2)
166-90200	1-1/4	(42.0)	C	HG-LW1250	1.68	(42.5)	1.40	(35.5)	2.56	(65)	Black	50	(15.2)
166-90201	1-1/2	(54.0)	C	HG-LW1500	2.15	(54.5)	1.86	(47.2)	3.15	(80)	Black	50	(15.2)
166-90465	2.0	(67)	C	HG-LW2000	2.65	(67.2)	2.23	(56.5)	10.7	(110)	Black	25	(7.6)

Use Part No. for ordering and Type for specification purposes.



Note: For product-specific approvals, please contact HellermannTyton.

Flame-retardant Standard Weight Nylon Conduit

HG-FR Series, PA6-FR

A Standard Weight Corrugated Conduit made of a flame-retardant material for use in applications in which high fire protection and low flammability are primary requirements. Easy to cut and use, the material is highly resistant to solvents and oils. Combine with HelaGuard Nonmetallic Fittings for IP66 rating or greater protection against water, wind and dirt.

Features and Benefits

- Flame-retardant material; meets low flammability, smoke and toxicity ratings.
- Easy to use and cut; reduces installation time and labor costs.
- Flexible, abrasion resistant and durable for a variety of applications.
- Good impact strength; recovers quickly if crushed.
- Rated UL 94 V-0.
- UV resistant; suitable for use in outdoor applications.
- Offered in fine or coarse corrugated pitch.



Public buildings often require Flame-retardant HelaGuard due to its high fire protection properties.

MATERIAL	Polyamide 6, Flame-retardant (PA6-FR)
Operating Temperature	-40°F to +248°F (-40°C to +120°C)
Operating Temperature Moving	-4°F to +212°F (-20°C to +100°C)
Flammability	UL 94 V-0



PART NO.	Nominal Size (Ø)		Pitch	Type	Outside Diameter Ø (OD)		Inside Diameter Ø (ID)		Inside Bend Radius		Color	Package Quantity per Reel
	in.	(mm)			in.	(mm)	in.	(mm)	in.	(mm)		ft (m)
166-90202	3/8	(16.0)	F (Fine)	HG-FR0380	0.63	(15.8)	0.47	(11.8)	1.38	(35.0)	Black	100 (30.5)
166-90203	1/2	(21.0)	F (Fine)	HG-FR0500	0.84	(21.2)	0.66	(16.7)	1.77	(45.0)	Black	100 (30.5)
166-90204	3/4	(28.0)	C (Coarse)	HG-FR0750	1.13	(28.5)	0.86	(21.7)	1.97	(50.0)	Black	100 (30.5)
166-90205	1	(34.0)	C (Coarse)	HG-FR1000	1.36	(34.5)	1.11	(28.1)	2.36	(60.0)	Black	50 (15.2)
166-90206	1-1/4	(42.0)	C (Coarse)	HG-FR1250	1.68	(42.5)	1.40	(35.5)	2.76	(70.0)	Black	50 (15.2)
166-90207	1-1/2	(54.0)	C (Coarse)	HG-FR1500	2.15	(54.5)	1.86	(47.2)	3.15	(80.0)	Black	50 (15.2)

Use Part No. for ordering and Type for specification purposes.



Note: For product-specific approvals, please contact HellermannTyton.

Routing, Protection & Insulation

HelaGuard Nonmetallic Conduit

High-impact Standard Weight Nylon Conduit (Slit & Non-Slit)

HG-HI & HG-HISL Series, PA12

A Standard Weight Corrugated Conduit made of PA12 nylon that offers superior impact resistance, making it ideal for protecting wire and cable bundles in conditions with continual movement or bending. This material is highly resistant to UV light, solvents and oils. Combine with HelaGuard Nonmetallic Fittings to achieve IP66 or greater protection against water, wind and dirt.

Features and Benefits

- High impact strength; recovers completely if crushed and provides excellent fatigue life.
- Highly UV resistant; suitable for use in outdoor applications.
- Offered in fine or coarse corrugated pitch.
- Offered with or without slit; slit options offer easy access during installation and maintenance.



High Impact HelaGuard is ideal for robotics and industrial automation.

MATERIAL	Polyamide 12 (PA12)
Operating Temperature	-58°F to +230°F (-50°C to +110°C)
Flammability	Self-extinguishing according to EN IEC 61386



PART NO.	Nominal Size (Ø)		Pitch	Type	Outside Diameter Ø (OD)		Inside Diameter Ø (ID)		Inside Bend Radius	Color	Package Quantity per Reel		
	in.	(mm)			in.	(mm)	in.	(mm)			in.	(mm)	ft
Non-slit Conduit													
166-90282	5/16	(13)	F	HG-HI0310	0.51	(13)	0.39	(9.8)	0.99	(25)	Black	100	(30.5)
166-90208	3/8	(16.0)	F	HG-HI0380	0.63	(15.8)	0.47	(11.8)	1.19	(30)	Black	100	(30.5)
166-90209	1/2	(21.0)	F	HG-HI0500	0.84	(21.2)	0.66	(16.7)	1.38	(35)	Black	100	(30.5)
166-90210	3/4	(28.0)	C	HG-HI0750	1.13	(28.5)	0.86	(21.7)	1.78	(45)	Black	100	(30.5)
166-90211	1	(34.0)	C	HG-HI1000	1.36	(34.5)	1.11	(28.1)	2.17	(55)	Black	50	(15.2)
166-90212	1-1/4	(42.0)	C	HG-HI1250	1.68	(42.5)	1.4	(35.5)	2.36	(60)	Black	50	(15.2)
166-90213	1-1/2	(54.0)	C	HG-HI1500	2.15	(54.5)	1.86	(47.2)	2.76	(70)	Black	50	(15.2)
166-90464	2.0	(67)	C	HG-HI2000	2.65	(67.2)	2.22	(56.3)	4.72	(120)	Black	25	(7.6)
Slit Conduit													
166-90264	3/8	(16.0)	F	HG-HISL0380	0.63	(15.8)	0.47	(11.8)	1.19	(30)	Black	100	(30.5)
166-90265	1/2	(21.0)	F	HG-HISL0500	0.84	(21.2)	0.66	(16.7)	1.38	(35)	Black	100	(30.5)
166-90266	3/4	(28.0)	C	HG-HISL0750	1.13	(28.5)	0.86	(21.7)	1.78	(45)	Black	100	(30.5)
166-90267	1	(34.0)	C	HG-HISL1000	1.36	(34.5)	1.11	(28.1)	2.17	(55)	Black	50	(15.2)
166-90268	1-1/4	(42.0)	C	HG-HISL1250	1.68	(42.5)	1.4	(35.5)	2.36	(60)	Black	50	(15.2)
166-90269	1-1/2	(54.0)	C	HG-HISL1500	2.15	(54.5)	1.86	(47.2)	2.76	(70)	Black	50	(15.2)

Use Part No. for ordering and Type for specification purposes.



Note: For product-specific approvals, please contact HellermannTyton.

Standard Weight Double Slit Nylon Conduit

HG-DC Series, PA6

A Standard Weight Corrugated Conduit with two slit openings that eases installation and maintenance of wire and cable bundles. The interlocking construction is excellent for retrofitting projects. PA6 material is highly resistant to solvents and oils, and offers UV and abrasion resistance.

Features and Benefits

- Double slit opening offers easy access during installation and maintenance.
- Material is easy to use and cut; reduces installation time and labor costs.
- Flexible, abrasion resistant and durable for a variety of applications.
- Good impact strength; recovers quickly if crushed.
- UV resistant; suitable for use in outdoor applications.
- Offered in fine or coarse corrugated pitch.



Double Slit HelaGuard allows for ease in retrofitting.

MATERIAL	Polyamide 6 (PA6)
Operating Temperature	-40°F to +248°F (-40°C to +120°C)
Flammability	Self-extinguishing according to EN IEC 61386



PART NO.	Nominal Size (Ø)		Pitch	Type	Outside Diameter Ø (OD)		Inside Diameter Ø (ID)		Inside Bend Radius		Color	Package Quantity per Reel	
	in.	(mm)			in.	(mm)	in.	(mm)	in.	(mm)		ft	(m)
166-11808	3/8	(16.0)	F (Fine)	HG-DC0380	0.63	(15.8)	0.41	(10.3)	3.94	(100.0)	Black	164	(50)
166-11809	1/2	(21.0)	F (Fine)	HG-DC0500	0.84	(21.2)	0.55	(13.9)	4.73	(120.0)	Black	164	(50)
166-11810	3/4	(28.0)	C (Coarse)	HG-DC0750	1.13	(28.5)	0.81	(20.5)	6.70	(170.0)	Black	164	(50)
166-11811	1	(34.0)	C (Coarse)	HG-DC1000	1.36	(34.5)	1.05	(26.6)	7.09	(180.0)	Black	82	(25)
166-11812	1-1/4	(42.0)	C (Coarse)	HG-DC1250	1.68	(42.5)	1.26	(32.0)	7.88	(200.0)	Black	82	(25)
166-11813	1-1/2	(54.0)	C (Coarse)	HG-DC1500	2.15	(54.5)	1.70	(43.0)	9.45	(240.0)	Black	82	(25)

Use Part No. for ordering and Type for specification purposes.



Note: For product-specific approvals, please contact HellermannTyton.

Routing, Protection & Insulation

HelaGuard Nonmetallic Fittings

- High tensile strength due to all-around teeth design.
- Simple construction for ease of installation.
- All nylon fittings have NPT threads.

- Vibration tested for secure installations.
- Snap-on fittings work with corrugated conduit.

SNAP-ON Fixed Thread Fittings		Page
Straight IP66 HG-S		16
Straight IP68 HGL-S		16
90° Elbow IP66 HG-90		17
90° Elbow IP68 HGL-90		17
45° Elbow IP66 HG-45		18
45° Elbow IP68 HGL-45		18

SNAP-ON Ultra® Series Threaded Fittings		Page
Straight HGU-S		19
90° Elbow HGU-90		20
45° Elbow HGU-45		21

SNAP-ON

T-Connectors, Reducers, Conduit Couplers

		Page
T-Connector IP66 HG-T		22
T-Connector IP68 HGL-T		22
Y-Dividers IP66 HG-Y		23
Y-Dividers IP68 HGL-YL		23
Conduit Couplers IP66 HG-HG		24
Reducer IP66 HG-R		26
Reducer IP68 HGL-R		26

COMPRESSION

Compression Fittings

		Page
Compression 2-Piece Straight IP65 PSR-S		29
Compression 2-Piece 90° Elbow IP65 PSR-90		29
Compression 2-Piece 45° Elbow IP65 PSR-45		29
C-Type Compression IP66, IP67, IP68, IP69 LPC-C		30

Routing, Protection & Insulation

HelaGuard Nonmetallic Fittings

Straight External NPT Thread Fittings

HG-S & HGL-S Series

Straight Fitting features a snap-on design that provides a quick, secure connection. Constructed of a durable nylon material with a high resistance to salts, oils, weak acids and solvents. Designed for easy removal with a small screwdriver. Choose from IP66 or IP68 ingress protection rated fittings.

Features and Benefits

- External NPT thread provides a secure connection.
- Snap-on construction reduces installation time and costs by eliminating the need to thread fittings onto conduit.
- All-around “teeth” attach firmly to conduit and deliver a high extraction force.
- Durable nylon material has high resistance to salts, oils, weak acids and solvents.
- IP66 fitting has one-piece construction.
- IP68 fitting has additional conduit seal for increased protection against wind, dirt and water.



HG-S Straight



HGL-S Straight with conduit seal

PART NO.	Nominal Size (Ø)		Type	Bore Hole (Ø)		Color	Pkg Qty
	in.	(mm)		in.	(mm)		pk
IP66							
166-90103	3/8	(16)	HG038-S-0380	0.43	(11.0)	Black	10
166-90305	3/8	(16)	HG038-S-0500	0.55	(14.0)	Black	10
166-90104	1/2	(21)	HG050-S-0500	0.57	(14.5)	Black	10
166-90105	3/4	(28)	HG075-S-0750	0.76	(19.3)	Black	10
166-90106	1	(34)	HG100-S-1000	1.04	(26.5)	Black	10
166-90107	1.25	(42)	HG125-S-1250	1.28	(32.5)	Black	2
166-90306	1.25	(42)	HG125-S-1500	1.65	(42.0)	Black	2
166-90108	1.50	(54)	HG150-S-1500	1.65	(42.0)	Black	2
166-90307	1.5	(54)	HG150-S-2000	2.09	(53.0)	Black	1
166-90308	2.0	(67)	HG200-S-2000	2.2	(56.0)	Black	1
IP68							
166-90118	3/8	(16)	HGL038-S-0380	0.43	(11.0)	Black	10
166-90455	3/8	(16)	HGL038-S-0500	0.57	(14.5)	Black	10
166-90119	1/2	(21)	HGL050-S-0500	0.57	(14.5)	Black	10
166-90120	3/4	(28)	HGL075-S-0750	0.76	(19.3)	Black	10
166-90121	1	(34)	HGL100-S-1000	1.04	(26.5)	Black	10
166-90122	1.25	(42)	HGL125-S-1250	1.28	(32.5)	Black	2
166-90123	1.50	(54)	HGL150-S-1500	1.65	(42.0)	Black	2
166-90775	2-5/8	(67)	HGL200-S-2000	2.09	(53)	Black	1

Use Part No. for ordering and Type for specification purposes.
Locknuts for NPT threads sold separately. See page 33.

MATERIAL	Polyamide 6.6 (PA66)
Operating Temperature	-58°F to +275°F (-50°C to +135°C)
Flammability	UL 94 V-2



i Fittings with metric threads available on request. Please contact us!



Note: For product-specific approvals, please contact HellermannTyton.

90-Degree Elbow External NPT Thread Fittings

HG-90 & HGL-90 Series

Elbow Fitting features a snap-on design that provides a quick, secure connection. Constructed of a durable nylon material with a high resistance to salts, oils, weak acids and solvents. Designed for easy removal with a small screwdriver. Choose from IP66 or IP68 ingress protection rated fittings.

Features and Benefits

- External NPT thread provides a secure connection.
- Snap-on construction reduces installation time and costs by eliminating the need to thread fittings onto conduit.
- Elbow features a smooth, swept bore to ease cable installation.
- All-around “teeth” attach firmly to conduit and deliver a high extraction force.
- Durable nylon material has high resistance to salts, oils, weak acids and solvents.
- IP66 fitting has one-piece construction.
- IP68 fitting has additional conduit seal for increased protection against wind, dirt and water.



HG-90 90° Elbow



HGL-90 90° Elbow with conduit seal

PART NO.	Nominal Size (Ø)		Type	Bore Hole (Ø)		Color	Pkg Qty
	in.	(mm)		in.	(mm)		pk
IP66							
166-90332	3/8	(16)	HG038-90-0500	0.55	(14)	Black	10
166-90098	1/2	(21)	HG050-90-0500	0.55	(14.0)	Black	10
166-90099	3/4	(28)	HG075-90-0750	0.75	(19.0)	Black	10
166-90100	1	(34)	HG100-90-1000	0.96	(24.5)	Black	10
166-90101	1.25	(42)	HG125-90-1250	1.28	(32.5)	Black	2
166-90333	1.25	(42)	HG125-90-1500	1.54	(39.0)	Black	2
166-90102	1.50	(54)	HG150-90-1500	1.54	(39.0)	Black	2
166-90466	2.0	(67)	HG200-90-2000	1.95	(49.5)	Black	1
IP68							
166-90454	3/8	(16)	HGL038-90-0500	0.55	(14)	Black	10
166-90113	1/2	(21)	HGL050-90-0500	0.55	(14.0)	Black	10
166-90114	3/4	(28)	HGL075-90-0750	0.75	(19.0)	Black	10
166-90115	1	(34)	HGL100-90-1000	0.96	(24.5)	Black	10
166-90116	1.25	(42)	HGL125-90-1250	1.28	(32.5)	Black	2
166-90117	1.50	(54)	HGL150-90-1500	1.54	(39.0)	Black	2

Use Part No. for ordering and Type for specification purposes.
Locknuts for NPT threads sold separately. See page 33.

MATERIAL	Polyamide 6.6 (PA66)
Operating Temperature	-58°F to +275°F (-50°C to +135°C)
Flammability	UL 94 V-2



i Fittings with metric threads available on request. Please contact us!

Routing, Protection & Insulation

HelaGuard Nonmetallic Fittings

45-Degree Elbow External NPT Thread Fittings

HG-45 & HGL-45 Series

Elbow Fitting features a snap-on design that provides a quick, secure connection. Constructed of a durable nylon material with a high resistance to salts, oils, weak acids and solvents. Designed for easy removal with a small screwdriver. Choose from IP66 or IP68 ingress protection rated fittings.

Features and Benefits

- External NPT thread provides a secure connection.
- Snap-on construction reduces installation time and costs by eliminating the need to thread fittings onto conduit.
- Elbow features a smooth, swept bore to ease cable installation.
- All-around “teeth” attach firmly to conduit and deliver a high extraction force.
- Durable nylon material has high resistance to salts, oils, weak acids and solvents.
- IP66 fitting has one-piece construction.
- IP68 fitting has additional conduit seal for increased protection against wind, dirt and water.



HG-45 45° Elbow



HGL-45 45° Elbow with conduit seal

PART NO.	Nominal Size (Ø)		Type	Bore Hole (Ø)		Color	Pkg Qty
	in.	(mm)		in.	(mm)		pk
IP66							
166-90331	3/8	(16)	HG038-45-0500	0.55	(14)	Black	10
166-90094	1/2	(21)	HG050-45-0500	0.55	(14.0)	Black	10
166-90095	3/4	(28)	HG075-45-0750	0.75	(19.0)	Black	10
166-90096	1	(34)	HG100-45-1000	0.96	(24.5)	Black	10
166-90774	1-1/4	(42)	HG125-45-1500	1.54	(39)	Black	2
166-90097	1.50	(54)	HG150-45-1500	1.54	(39.0)	Black	2
IP68							
166-90109	1/2	(21)	HGL050-45-0500	0.55	(15.0)	Black	10
166-90110	3/4	(28)	HGL075-45-0750	0.75	(19.0)	Black	10
166-90111	1	(34)	HGL100-45-1000	0.96	(25.0)	Black	10
166-90112	1.50	(54)	HGL150-45-1500	1.54	(39.0)	Black	2

Use Part No. for ordering and Type for specification purposes.
Locknuts for NPT threads sold separately. See page 33.

MATERIAL	Polyamide 6.6 (PA66)
Operating Temperature	-58°F to +275°F (-50°C to +135°C)
Flammability	UL 94 V-2



i Fittings with metric threads available on request. Please contact us!



Note: For product-specific approvals, please contact HellermannTyton.

Straight Nylon External Threaded Fittings

HGU-S Ultra® Series

Straight snap-on style metric or NPT threaded nylon fittings provide a true, one-piece component solution; seals and locknuts are included. Durable nylon materials deliver high chemical resistance against salts, oils, weak acids and solvents. Designed for easy removal with a small screwdriver. UL-Listed fittings deliver IP66 + IP67 + IP68 + IP69 ingress protection.

Features and Benefits

- Integrated Sealing Technology includes conduit insert seal and high-performance, face-sealing washer for ease of use and durability.
- True, one-piece component for fast snap-on application reduces installation time and costs by eliminating the need to thread fittings onto conduit.
- All-around “teeth” attach firmly to corrugated conduit and deliver a high extraction force.
- PA66 nylon material has high resistance to salts, oils, weak acids and solvents.
- Integrated design delivers IP66 + IP67 + IP68 + IP69 ingress protection against moisture and dirt.



HGU-S Straight

MATERIAL	Polyamide 6.6 (PA66)
Operating Temperature	-58°F to +275°F (-50°C to +135°C)
Flammability	Self-extinguishing



PART NO.	Nominal Size (Ø)		Type	Bore Hole (Ø)		Color	Pkg Qty (pk)
	in.	(mm)		in.	(mm)		
NPT							
166-90782	3/8	(16)	HGU038-S-0500	0.57	(14.5)	Black	1
166-90872	3/8	(16)	HGU038-S-0500	0.57	(14.5)	Black	50
166-90783	1/2	(21)	HGU050-S-0500	0.57	(14.5)	Black	1
166-90873	1/2	(21)	HGU050-S-0500	0.57	(14.5)	Black	50
166-90784	3/4	(28)	HGU075-S-0750	0.76	(19.3)	Black	1
166-90874	3/4	(28)	HGU075-S-0750	0.76	(19.3)	Black	50
166-90785	1	(34)	HGU100-S-1000	1.04	(26.5)	Black	1
166-90875	1	(34)	HGU100-S-1000	1.04	(26.5)	Black	50
166-90852	1-1/4	(42)	HGU125-S-1250	1.28	(32.5)	Black	2
166-90853	1-1/4	(42)	HGU125-S-1500	1.65	(42.0)	Black	2
166-90854	1-1/2	(54)	HGU150-S-1500	1.65	(42.0)	Black	1
166-90855	1-1/2	(54)	HGU150-S-2000	2.09	(53.0)	Black	1
METRIC							
166-90794	3/8	(16)	HGU16-S-M16B	0.43	(11.0)	Black	200
166-90862	3/8	(16)	HGU16-S-M16B	0.43	(11.0)	Black	10
166-90795	3/8	(16)	HGU16-S-M20B	0.57	(14.5)	Black	10
166-90863	3/8	(16)	HGU16-S-M20B	0.57	(14.5)	Black	200
166-90796	1/2	(21)	HGU21-S-M20B	0.57	(14.5)	Black	10
166-90797	3/4	(28)	HGU28-S-M25B	0.77	(19.5)	Black	10
166-90798	1	(34)	HGU34-S-M32B	1.04	(26.5)	Black	10
166-90850	1	(34)	HGU34-S-M40B	1.28	(32.5)	Black	10
166-90851	1	(34)	HGU34-S-M40B	1.28	(32.5)	Black	100
166-90799	1-1/4	(42)	HGU42-S-M40B	1.28	(32.5)	Black	2
166-90800	1-1/2	(54)	HGU42-S-M50B	1.59	(40.5)	Black	2

Use Part No. for ordering and Type for specification purposes.



Routing, Protection & Insulation

HelaGuard Nonmetallic Fittings

90-Degree Elbow Nylon External Threaded Fittings

HGU-90 Ultra® Series

Elbow snap-on style metric or NPT threaded nylon fittings provide a true, one-piece component solution; seals and locknuts are included. Durable nylon materials deliver high chemical resistance against salts, oils, weak acids and solvents. Designed for easy removal with a small screwdriver. UL-Listed fittings deliver IP66 + IP67 + IP68 + IP69 ingress protection.

Features and Benefits

- Integrated Sealing Technology includes conduit insert seal and high-performance, face-sealing washer for ease of use and durability.
- True, one-piece component for fast snap-on application reduces installation time and costs by eliminating the need to thread fittings onto conduit.
- All-around “teeth” attach firmly to corrugated conduit and deliver a high extraction force.
- PA66 nylon material has high resistance to salts, oils, weak acids and solvents.
- Integrated design delivers IP66 + IP67 + IP68 + IP69 ingress protection against moisture and dirt.



HGU-90 90° Elbow

MATERIAL	Polyamide 6.6 (PA66)
Operating Temperature	-58°F to +275°F (-50°C to +135°C)
Flammability	Self-extinguishing



PART NO.	Nominal Size (Ø)		Type	Bore Hole (Ø)		Color	Pkg Qty (pk)
	in.	(mm)		in.	(mm)		
NPT							
166-90786	3/8	(16)	HGU038-90-0500	0.55	(14.0)	Black	1
166-90868	3/8	(16)	HGU038-90-0500	0.55	(14.0)	Black	50
166-90787	1/2	(21)	HGU050-90-0500	0.55	(14.0)	Black	1
166-90869	1/2	(21)	HGU050-90-0500	0.55	(14.0)	Black	50
166-90788	3/4	(28)	HGU075-90-0750	0.75	(19.0)	Black	1
166-90870	3/4	(28)	HGU075-90-0750	0.75	(19.0)	Black	50
166-90789	1	(34)	HGU100-90-1000	0.97	(24.5)	Black	1
166-90871	1	(34)	HGU100-90-1000	0.97	(24.5)	Black	50
166-90856	1-1/4	(42)	HGU125-90-1250	1.28	(32.5)	Black	2
166-90857	1-1/4	(42)	HGU125-90-1500	1.54	(39.0)	Black	2
166-90858	1-1/2	(54)	HGU150-90-1500	1.54	(39.0)	Black	1
166-90859	1-1/2	(54)	HGU150-90-2000	1.95	(49.5)	Black	1
METRIC							
166-90805	3/8	(16)	HGU16-90-M16B	0.41	(10.5)	Black	10
166-90806	3/8	(16)	HGU16-90-M20B	0.55	(14.0)	Black	10
166-90807	1/2	(21)	HGU21-90-M20B	0.55	(14.0)	Black	10
166-90808	3/4	(28)	HGU28-90-M25B	0.75	(19.0)	Black	10
166-90809	1	(34)	HGU34-90-M32B	0.96	(24.5)	Black	10
166-90810	1-1/4	(42)	HGU42-90-M40B	1.26	(32.0)	Black	2
166-90811	1-1/2	(42)	HGU42-90-M50B	1.54	(39.0)	Black	2

Use Part No. for ordering and Type for specification purposes.



45-Degree Elbow Nylon External Threaded Fittings

HGU-45 Ultra® Series

Elbow snap-on style metric or NPT threaded nylon fittings provide a true, one-piece component solution; seals and locknuts are included. Durable nylon materials deliver high chemical resistance against salts, oils, weak acids and solvents. Designed for easy removal with a small screwdriver. UL-Listed fittings deliver IP66 + IP67 + IP68 + IP69 ingress protection.

Features and Benefits

- Integrated Sealing Technology includes conduit insert seal and high-performance, face-sealing washer for ease of use and durability.
- True, one-piece component for fast snap-on application reduces installation time and costs by eliminating the need to thread fittings onto conduit.
- All-around “teeth” attach firmly to corrugated conduit and deliver a high extraction force.
- PA66 nylon material has high resistance to salts, oils, weak acids and solvents.
- Integrated design delivers IP66 + IP67 + IP68 + IP69 ingress protection against moisture and dirt.



HGU-45 45° Elbow

MATERIAL	Polyamide 6.6 (PA66)
Operating Temperature	-58°F to +275°F (-50°C to +135°C)
Flammability	Self-extinguishing



PART NO.	Nominal Size (Ø)		Type	Bore Hole (Ø)		Color	Pkg Qty (pk)
	in.	(mm)		in.	(mm)		
NPT							
166-90790	3/8	(16)	HGU038-45-0500	0.55	(15.0)	Black	1
166-90864	3/8	(16)	HGU038-45-0500	0.55	(15.0)	Black	50
166-90791	1/2	(21)	HGU050-45-0500	0.55	(15.0)	Black	1
166-90865	1/2	(21)	HGU050-45-0500	0.55	(15.0)	Black	50
166-90792	3/4	(28)	HGU075-45-0750	0.75	(19.0)	Black	1
166-90866	3/4	(28)	HGU075-45-0750	0.75	(19.0)	Black	50
166-90793	1	(34)	HGU100-45-1000	0.98	(25.0)	Black	1
166-90867	1	(34)	HGU100-45-1000	0.98	(25.0)	Black	50
166-90860	1-1/4	(42)	HGU125-45-1250	1.54	(39.0)	Black	2
166-90861	1-1/2	(54)	HGU150-45-1500	1.54	(39.0)	Black	1
METRIC							
166-90801	3/8	(16)	HGU16-45-M20B	0.55	(14.0)	Black	10
166-90802	1/2	(21)	HGU21-45-M20B	0.55	(14.0)	Black	10
166-90803	3/4	(28)	HGU28-45-M25B	0.75	(19.0)	Black	10
166-90804	1	(34)	HGU34-45-M32B	0.96	(24.5)	Black	10

Use Part No. for ordering and Type for specification purposes.



Routing, Protection & Insulation

HelaGuard Nonmetallic Fittings

T-Connectors

HG-T & HGL-T Series

T-Connectors are used to join three runs of same-diameter corrugated conduit together and redirect cables and hoses into multiple directions. Constructed of a durable nylon material with a high resistance to salts, oils, weak acids and solvents. Designed for easy removal with a small screwdriver. Choose from IP66 or IP68 ingress protection rated fittings.

Features and Benefits

- Used to join three runs of same-diameter conduit and route in multiple directions.
- Inspection lid facilitates cable pull through and eases installation.
- Snap-on construction reduces installation time and costs by eliminating the need to thread fittings onto conduit.
- All-around "teeth" attach firmly to conduit and deliver a high extraction force.
- Durable nylon material has high resistance to salts, oils, weak acids and solvents.
- Vibration and shock tested to EN61373 Category 2.
- IP66 fitting has one-piece construction.
- IP68 fitting has additional conduit seal for increased protection against wind, dirt and water.



HG-T, T-Connector



HGL-T, T-Connector with conduit seals

PART NO.	Nominal Size (Ø)		Type	Color	Package Qty
	in.	(mm)			(pk)
IP66					
166-90173	3/8	(16.0)	HG038-T	Black	5
166-90174	1/2	(21.0)	HG050-T	Black	3
166-90175	3/4	(28.0)	HG075-T	Black	3
166-90176	1	(34.0)	HG100-T	Black	2
166-90177	1-1/4	(42.0)	HG125-T	Black	2
IP68					
166-90168	3/8	(16.0)	HGL038-T	Black	5
166-90169	1/2	(21.0)	HGL050-T	Black	3
166-90170	3/4	(28.0)	HGL075-T	Black	3
166-90171	1	(34.0)	HGL100-T	Black	2
166-90172	1-1/4	(42.0)	HGL125-T	Black	2

Use Part No. for ordering and Type for specification purposes.

MATERIAL	Polyamide 6.6 (PA66)
Operating Temperature	-58°F to +275°F (-50°C to +135°C)
Flammability	UL 94 V-2



Note: For product-specific approvals, please contact HellermannTyton.

Y-Divider Fittings

HG-Y and HGL-YL Series Fittings

Y-Divider connectors are used to reduce diameter of conduit runs and redirect in side-by-side direction. Constructed of a durable nylon material with a high resistance to salts, oils, weak acids and solvents. Designed for easy removal with small screwdriver. Choose from IP66 or IP68 ingress protection rated fittings.

Features and Benefits

- Conduit divider fitting used to reduce conduit run diameter sizes.
- Snap-on construction reduces installation time and costs by eliminating the need to thread fittings onto conduit.
- All-around “teeth” attach firmly to conduit and deliver a high extraction force.
- Durable nylon material has high resistance to salts, oils, weak acids and solvents.
- IP66 fitting has one-piece construction.
- IP68 fitting has additional conduit seal for increased protection against wind, dirt and water.



HG-Y-Y-Connector



HGL-YL-YL Connector.



MATERIAL	Polyamide 6.6 (PA66)
Operating Temperature	-58°F to +275°F (-50°C to +135°C)
Flammability	UL 94 V-2

PART NO.	Conduit Nominal Size (Ø)				Type	Color	Pkg Qty (pk)
	From Nominal Diameter	To Nominal Diameter	From Nominal Diameter	To Nominal Diameter			
	in.	in.	mm	mm			
IP66							
166-90366	3/8	5/16	16	13	HG038-Y031-Y031	Black	3
166-90367	1/2	3/8	21	16	HG050-Y038-Y038	Black	3
166-90368	3/4	1/2	28	21	HG075-Y050-Y050	Black	3
166-90369	1	3/4	34	28	HG100-Y075-Y075	Black	3
IP68							
166-90370	3/8	5/16	16	13	HGL038-YL031-YL031	Black	3
166-90371	1/2	3/8	21	16	HGL050-YL038-YL038	Black	3
166-90372	3/4	1/2	28	21	HGL075-YL050-YL050	Black	3
166-90373	1	3/4	34	28	HGL100-YL075-YL075	Black	3

Use Part No. for ordering and Type for specification purposes.



Note: For product-specific approvals, please contact HellermannTyton.

Routing, Protection & Insulation

HelaGuard Nonmetallic Fittings

Conduit Couplers

HG-HG Series

Used to join two runs of same-diameter corrugated conduit together, Conduit Couplers feature a snap-on design for a quick, secure connection. Designed for easy removal with a small screwdriver. Suitable for use on all types of corrugated conduit, both fine and coarse pitch material.

Features and Benefits

- One-piece fitting used to join two runs of same-diameter conduit.
- Snap-on construction reduces installation time and costs by eliminating the need to thread fittings onto conduit.
- All-around “teeth” attach firmly to conduit and deliver a high extraction force.
- Durable nylon material has high resistance to salts, oils, weak acids and solvents.
- IP66 ingress protection rating against water, dust and wind.



HG-HG Coupler

MATERIAL	Polyamide 6.6 (PA66)
Operating Temperature	-58°F to +275°F (-50°C to +135°C)
Flammability	UL 94 V-2



PART NO.	Conduit Nominal Size (Ø)				Type	Color	Pkg Qty (pk)
	From Nominal Diameter	To Nominal Diameter	From Nominal Diameter	To Nominal Diameter			
	in.	in.	mm	mm			
166-90230	3/8	3/8	(16.0)	(16.0)	HG038-HG038	Black	10
166-90231	1/2	1/2	(21.0)	(21.0)	HG050-HG050	Black	10
166-90232	3/4	3/4	(28.0)	(28.0)	HG075-HG075	Black	10
166-90233	1	1	(34.0)	(34.0)	HG100-HG100	Black	10
166-90780	1-1/4	1-1/4	(42)	(42)	HG125-HG125	Black	2
166-90234	1-1/2	1-1/2	(54.0)	(54.0)	HG150-HG150	Black	2

Use Part No. for ordering and Type for specification purposes.



Note: For product-specific approvals, please contact HellermannTyton.

Reducer Fittings Nomenclature

Example

Reducer: **HG050-R100**



Box colors above refer to the following chart colors below.

Product Line	
HG	HelaGuard Nonmetallic Conduit & Fittings IP66
HGL	HelaGuard Nonmetallic Conduit & Fittings IP68

Conduit Nominal Size <i>(size being reduced to)</i>	
038	3/8" (16mm)
050	1/2" (21mm)
075	3/4" (28mm)
100	1" (34mm)
125	1-1/4" (42mm)

Reducer Type	
R	Reducer

T-Connector Size <i>(size being reduced from)</i>	
050	1/2" (21mm)
075	3/4" (28mm)
100	1" (34mm)
125	1-1/4" (42mm)



Note: For product-specific approvals, please contact HellermannTyton.

Routing, Protection & Insulation

HelaGuard Nonmetallic Fittings

Conduit Reducers

HG-R & HGL-R Series

Conduit Reducers are used with T-Connectors to combine different conduit diameters. Suitable for use on all types of corrugated conduit, both fine and coarse pitch material. Nylon material provides high resistance to oils and solvents, with great durability and extremely high extraction force. Choose from IP66 or IP68 ingress protection rated fittings.

Features and Benefits

- Used to join conduit of different diameters.
- Snap-on construction reduces installation time and costs by eliminating the need to thread fittings onto conduit.
- All-around “teeth” attach firmly to conduit and deliver a high extraction force.
- Durable nylon material has high resistance to salts, oils, weak acids and solvents.
- Vibration and shock tested to EN61373 Category 2.
- IP66 fitting has one-piece construction.
- IP68 fitting has additional conduit seal for increased protection against wind, dirt and water.



HG-R Reducer



HGL-R Reducer with conduit seal

PART NO.	Conduit Nominal Size (Ø)				Type	Bore Hole (Ø)		Color	Pkg Qty
	To in.	From in.	To mm	From mm		in.	(mm)		(pk)
IP66									
166-90000	3/8	1/2	16.0	21.0	HG038-R050	0.57	(14.5)	Black	5
166-90001	3/8	3/4	16.0	28.0	HG038-R075	0.57	(14.5)	Black	5
166-90002	1/2		21.0		HG050-R075	0.69	(17.5)	Black	5
166-90003	3/8	1	16.0	34.0	HG038-R100	0.57	(14.5)	Black	5
166-90004	1/2		21.0		HG050-R100	0.69	(17.5)	Black	5
166-90005	3/4		28.0		HG075-R100	1.01	(25.7)	Black	5
166-90006	1/2	1-1/4	21.0	42.0	HG050-R125	0.69	(17.5)	Black	5
166-90007	3/4		28.0		HG075-R125	1.01	(25.7)	Black	5
166-90008	1		34.0		HG100-R125	1.24	(31.5)	Black	5
IP68									
166-90009	3/8	1/2	16.0	21.0	HGL038-R050	0.57	(14.5)	Black	5
166-90010	3/8	3/4	16.0	28.0	HGL038-R075	0.57	(14.5)	Black	5
166-90011	1/2		21.0		HGL050-R075	0.69	(17.5)	Black	5
166-90012	3/8	1	16.0	34.0	HGL038-R100	0.57	(14.5)	Black	5
166-90013	1/2		21.0		HGL050-R100	0.69	(17.5)	Black	5
166-90014	3/4		28.0		HGL075-R100	1.01	(25.7)	Black	5
166-90015	1/2	1-1/4	21.0	42.0	HGL050-R125	0.69	(17.5)	Black	5
166-90016	3/4		28.0		HGL075-R125	1.01	(25.7)	Black	5
166-90017	1		34.0		HGL100-R125	1.24	(31.5)	Black	5

Use Part No. for ordering and Type for specification purposes.

MATERIAL	Polyamide 6.6 (PA66)
Operating Temperature	-58°F to +275°F (-50°C to +135°C)
Flammability	UL 94 V-2



Routing, Protection & Insulation

HelaGuard Nonmetallic Reinforced Spiral Tubing

PSR Reinforced Spiral Tubing

PSR Series, PVC

Lightweight tubing with a smooth inside bore, made of a spiral-reinforced PVC material that provides high flexibility. This tubing is well-suited for protecting wire and cable bundles in extremely tight spaces. UV resistant. Use with HelaGuard Nonmetallic Compression Fittings to create an enclosed system.

Features and Benefits

- Spiral-reinforced construction provides protection from crushing yet remains extremely flexible.
- Lightweight, easy-to-use material reduces installation time and labor costs.
- Material stands up to vibration and limited torsional movement without creation of stress points or cracks.
- Smooth inside bore protects wires and eases insertion of wire bundles.
- UV resistant; suitable for use in outdoor applications.



PSR Reinforced Spiral Tubing

MATERIAL	Polyvinylchloride (PVC)
Operating Temperature	-4°F to +158°F (-20°C to +70°C)
Flammability	Self-extinguishing according to EN IEC 61386

PART NO.	Nominal Size (Ø)		Type	Outside Diameter Ø (OD)		Inside Diameter Ø (ID)		Inside Bend Radius		Color	Package Quantity per Reel	
	in.	(mm)		in.	(mm)	in.	(mm)	in.	(mm)		ft	(m)
166-90220	3/8	(16)	PSR0380	0.65	(16.5)	0.48	(12.0)	0.99	(25)	Black	100	(30.5)
166-90221	1/2	(20)	PSR0500	0.83	(21.0)	0.63	(16.0)	1.38	(35)	Black	100	(30.5)
166-90222	3/4	(25)	PSR0750	1.09	(27.5)	0.87	(22.0)	1.78	(45)	Black	100	(30.5)
166-90223	1	(32)	PSR1000	1.32	(33.5)	1.11	(28.0)	2.36	(60)	Black	100	(30.5)
166-90224	1.25	(40)	PSR1250	1.62	(41.0)	1.38	(35.0)	3.15	(80)	Black	100	(30.5)
166-90502	1.50	(50)	PSR1500	1.83	(46.4)	1.57	(40.0)	4.13	(105)	Black	100	(30.5)
166-90503	2.0	(63)	PSR2000	2.24	(57.0)	1.97	(50.0)	4.72	(120)	Black	100	(30.5)

Use Part No. for ordering and Type for specification purposes.



Note: For product-specific approvals, please contact HellermannTyton.

Routing, Protection & Insulation

HelaGuard Nonmetallic Reinforced Smooth Tubing

LPC Reinforced Smooth Tubing

LPC Series, PVC

Lightweight, smooth tubing made of a spiral-reinforced PVC material that provides high flexibility; well-suited for protecting wire and cable bundles in extremely tight spaces. UV resistant. Use with HelaGuard Metallic (LPC-C) or Nonmetallic Compression (PSR) Fittings for IP68 rating.

Features and Benefits

- Spiral-reinforced construction provides protection from crushing, yet remains extremely flexible.
- Lightweight, easy-to-use material reduces installation time and labor costs.
- Material stands up to vibration and limited torsional movement without creation of stress points or cracks.
- Smooth inside bore protects wires and eases insertion of wire bundles.
- UV resistant; suitable for use in outdoor applications.
- Outer surface wipes clean in wash-down environments.



LPC Reinforced Smooth Tubing

MATERIAL	Polyvinylchloride (PVC)
Operating Temperature	+23°F to +158°F (-5°C to +70°C)
Flammability	Self-extinguishing according to EN IEC 61386-1

PART NO.	Nominal Size (Ø)		Type	Outside Diameter Ø (OD)		Inside Diameter Ø (ID)		Inside Bend Radius		Color	Package Quantity per Reel	
	in.	(mm)		in.	(mm)	in.	(mm)	in.	(mm)		ft	(m)
166-90247	3/8	(16)	LPC0380	0.7	(17.8)	0.5	(12.6)	1.97	(50)	Black	100	(30.5)
166-90248	1/2	(20)	LPC0500	0.83	(21.1)	0.63	(16.0)	2.76	(70)	Black	100	(30.5)
166-90249	3/4	(25)	LPC0750	1.04	(26.4)	0.83	(21.0)	3.54	(90)	Black	100	(30.5)
166-90250	1	(32)	LPC1000	1.3	(33.1)	1.04	(26.5)	5.51	(140)	Black	100	(30.5)
166-90251	1.25	(40)	LPC1250	1.65	(41.8)	1.39	(35.4)	7.48	(190)	Black	100	(30.5)
166-90500	1.50	(50)	LPC1500	1.89	(47.9)	1.57	(40.0)	9.45	(240)	Black	100	(30.5)
166-90501	2.0	(63)	LPC2000	2.35	(59.7)	2.02	(51.3)	10.63	(270)	Black	100	(30.5)

Use Part No. for ordering and Type for specification purposes.

2-Piece NPT Thread Compression Fittings

PSR-S, PSR-90 & PSR-45 Series

Compression Fittings feature a twist-on design for easy installation and future access. Constructed of a durable nylon material with a high resistance to salts, oils, weak acids and solvents. Fits HelaGuard Nonmetallic LPC and PSR Tubing.

Features and Benefits

- External NPT thread provides a secure connection.
- Twist-on installation makes future access fast and easy.
- Internal spigot design helps ease threading of fitting onto conduit.
- All-around "teeth" attach firmly to conduit and deliver a high extraction force.
- Durable nylon material has high resistance to salts, oils, weak acids and solvents.
- IP65 rating for protection against wind, dirt and low pressure jets of water from all directions.



PSR-S Straight



PSR-90 90° Elbow



PSR-45 45° Elbow

PART NO.	Nominal Size (Ø)		Type	Bore Hole (OD)		Color	Pkg Qty (pk)
	in.	(mm)		in.	(mm)		
Straight							
166-90133	3/8	(16)	PSR038-S-0380	0.41	(10.5)	Black	10
166-90134	1/2	(20)	PSR050-S-0500	0.57	(14.5)	Black	10
166-90135	3/4	(25)	PSR075-S-0750	0.75	(19.0)	Black	10
166-90136	1	(32)	PSR100-S-1000	0.96	(24.5)	Black	10
166-90137	1.25	(40)	PSR125-S-1250	1.30	(33.0)	Black	2
166-90505	1.50	(50)	PSR150-S-1500	1.54	(39.0)	Black	1
166-90506	2.0	(63)	PSR200-S-2000	1.89	(48.0)	Black	1
90 Degree Elbow							
166-90128	3/8	(16)	PSR038-90-0500	0.41	(10.5)	Black	10
166-90129	1/2	(20)	PSR050-90-0500	0.57	(14.5)	Black	10
166-90130	3/4	(25)	PSR075-90-0750	0.75	(19.0)	Black	10
166-90131	1	(32)	PSR100-90-1000	0.96	(24.5)	Black	10
166-90132	1.25	(40)	PSR125-90-1250	1.30	(33.0)	Black	2
45 Degree Elbow							
166-90124	3/8	(16)	PSR038-45-0500	0.41	(10.5)	Black	10
166-90125	1/2	(20)	PSR050-45-0500	0.57	(14.5)	Black	10
166-90126	3/4	(25)	PSR075-45-0750	0.75	(19.0)	Black	10
166-90127	1	(32)	PSR100-45-1000	0.96	(24.5)	Black	10

Use Part No. for ordering and Type for specification purposes.

MATERIAL	Polyamide 6.6 (PA66)
Operating Temperature	-40°F to +248°F (-40°C to +120°C)
Flammability	UL 94 V-2



Routing, Protection & Insulation

HelaGuard Compression Fittings


Fittings for LPC Smooth Bore PVC Tubing

LPC-C Fixed Straight Compression Fitting, NPT Thread, IP68

Multi-part metallic straight compression style fitting for use with LPC Nonmetallic PVC Tubing. Suitable for NPT threaded entries or knockouts as fitting rotates until tightened. A longer and shallower scroll allows quick assembly and more durable fit with smooth bore tubing. Provides IP68 and up to IP69 ingress protection.

Features and Benefits

- External nickel-plated brass NPT thread provides a durable connection.
- Swivel feature allows fitting to rotate until tightened.
- Metal ferrule insert has shallow and longer scroll for stronger fit with LPC Smooth Bore PVC Tubing.
- IP68 fitting has additional conduit seal for increased protection against wind, dirt and water.



LPC-C Straight Fitting

MATERIAL	Nickel-plated Brass (NPB) Polyamide 6 (PA6)
Operating Temperature	-58°F to +275°F (-50°C to +135°C)

PART NO.	Fits Conduit Nominal Size (Ø)		Type	Clearance Hole (OD)		Color	Package Quantity (pk)
	in.	(mm)		in.	(mm)		
Straight							
166-90361	3/8	(16)	LPC038-S-050	0.42	(10.7)	Metal	10
166-90362	1/2	(20)	LPC050-S-050	0.57	(14.5)	Metal	10
166-90363	3/4	(25)	LPC075-S-075	0.75	(19.0)	Metal	10
166-90364	1	(32)	LPC100-S-100	0.97	(24.6)	Metal	2
166-90365	1.25	(40)	LPC125-S-125	1.29	(32.7)	Metal	2
166-90614	1.50	(50)	LPC150-S-150	1.48	(37.7)	Metal	1
166-90615	2.0	(63)	LPC200-S-200	1.93	(49.0)	Metal	1

Use Part No. for ordering and Type for specification purposes.



Note: For product-specific approvals, please contact HellermannTyton.

HelaGuard Accessories Guide

Accessories		Page
PAEC Nylon End Caps for Corrugated Conduit		32
REC Rubber End Caps		32
ALNPB Nickel-plated Brass Locknuts Metric Thread		33
ALPA Nylon Locknuts NPT Thread		33
PACC Clips for Corrugated Conduit		34

Accessories		Page
AFCP Clips for LPC & PSR Tubing		34
ConCutter Nonmetallic Conduit Cutters		35
SW Chloroprene Sealing Washer		35
FW Fiber Sealing Washer		36
RSW Sealing Washer		36

Routing, Protection & Insulation

HelaGuard Accessories

Nylon End Caps for Corrugated Conduit

PAEC Series

Nylon cap snaps over unterminated conduit ends to prevent damage to wires caused by rubbing against sharp conduit edges. For use with HelaGuard Corrugated Conduit.

Features and Benefits

- Snaps over end of conduit when not terminated with fitting to provide smooth entry point and prevent damage to cables.
- Easily to install; reduces installation time.

PART NO.	Nominal Size (Ø)		Type	Bore Hole (OD)		Color	Pkg Qty
	in.	(mm)		in.	(mm)		(pk)
166-90184	3/8	(16.0)	PAEC0380	0.41	(10.5)	Black	10
166-90185	1/2	(21.0)	PAEC0500	0.59	(15.0)	Black	10
166-90186	3/4	(28.0)	PAEC0750	0.79	(20.0)	Black	10
166-90187	1	(34.0)	PAEC1000	0.98	(25.0)	Black	10
166-90188	1-1/4	(42.0)	PAEC1250	1.26	(32.0)	Black	10
166-90189	1-1/2	(54.0)	PAEC1500	1.71	(43.5)	Black	10

Use Part No. for ordering and Type for specification purposes.



PAEC Nylon End Cap

MATERIAL	Polyamide 6.6 (PA66)
Operating Temperature	-58°F to +275°F (-50°C to +135°C)
Flammability	UL 94 V-2

HF ✓

RoHS ✓

Rubber End Caps

REC Series

Rubber Cap easily slides over unterminated conduit and tubing ends to protect inside wire and cable bundles from debris. For use with HelaGuard Conduit and Tubing.

Features and Benefits

- Flexible rubber material easily slips over end of conduit to seal out dust and debris.
- Diameter markings make it easy to cut down to appropriate size.
- Contains a cable tie slot for extra retention when required.

PART NO.	Nominal Size (Ø)		Type	Color	Package Quantity
	in.	(mm)			(pk)
166-90235	3/8	(16.0)	REC0380	Black	10
166-90236	1/2	(21.0)	REC0500	Black	10
166-90237	3/4	(28.0)	REC0750	Black	10
166-90238	1	(34.0)	REC1000	Black	10
166-90239	1-1/4	(42.0)	REC1250	Black	10
166-90240	1-1/2	(54.0)	REC1500	Black	10

Use Part No. for ordering and Type for specification purposes.



REC Rubber End Cap

MATERIAL	Rubber
Operating Temperature	-58°F to +248°F (-50°C to +120°C)
Flammability	UL 94 V-2

HF ✓

RoHS ✓

Nickel-plated Brass Locknuts

ALNPB Series, Metric or NPT Thread

Locknuts work with threaded fittings or knockout entries.

Features and Benefits

- Nickel-plated brass thread ensures secure connection with brass plated or nylon threaded fittings.
- NPT thread pattern works with metallic or nonmetallic threaded fittings.
- Use NPT metallic locknuts with 1.25", 1.5" and 2" nylon fittings.



ALNPB Nickel-plated Brass Locknut

PART NO.	Type	Thread Size	Thickness		Wrenching Flats		Color	Pkg Qty (pk)
			in.	(mm)	in.	(mm)		
166-50170	ALNPB-M16	M16	0.14	(3.5)	0.79	(20)	Silver	10
166-50171	ALNPB-M20	M20	0.14	(3.5)	0.95	(24)	Silver	10
166-50172	ALNPB-M25	M25	0.14	(3.5)	1.14	(29)	Silver	10
166-50173	ALNPB-M32	M32	0.18	(4.5)	1.5	(38)	Silver	2
166-50174	ALNPB-M40	M40	0.2	(5.0)	1.89	(48)	Silver	1
166-50175	ALNPB-M50	M50	0.24	(6.0)	2.28	(58)	Silver	1
166-90354	ALNPB-0380	3/8	0.16	(4.0)	0.79	(20.0)	Silver	10
166-90355	ALNPB-0500	1/2	0.17	(4.5)	0.94	(24.0)	Silver	10
166-90356	ALNPB-0750	3/4	0.2	(5.0)	1.14	(29.0)	Silver	10
166-90357	ALNPB-1000	1	0.23	(5.8)	1.5	(38.0)	Silver	10
166-90358	ALNPB-1250	1.25	0.25	(6.4)	1.89	(48.0)	Silver	4
166-90359	ALNPB-1500	1.50	0.26	(6.5)	2.28	(58.0)	Silver	4
166-90467	ALNPB-2000	2.0	0.26	(6.5)	2.76	(70.0)	Silver	2

Use Part No. for ordering and Type for specification purposes.

MATERIAL	Nickel-plated Brass (NPB)
Operating Temperature	-58°F to +275°F (-50°C to +135°C)



Nylon Locknuts

ALPA Series, NPT Thread

Made of strong and chemical-resistant PA66 material, locknut secures nonmetallic NPT fittings when used with nonthreaded entries.

Features and Benefits

- Ensures fast and secure assembly with nonmetallic NPT fittings.



ALPA Nylon Locknut

PART NO.	Type	Thread Size	Thickness		Wrenching Flats		Color	Package Quantity (pk)
			in. (mm)	(mm)	in. (mm)	(mm)		
166-90018	ALPA0380	3/8	0.265	(6.7)	1.060	(26.9)	Black	10
166-90019	ALPA0500	1/2	0.265	(6.7)	1.060	(26.9)	Black	10
166-90020	ALPA0750	3/4	0.265	(6.7)	1.310	(33.3)	Black	10
166-90021	ALPA1000	1	0.265	(6.7)	1.605	(40.8)	Black	10

Use Part No. for ordering and Type for specification purposes.

MATERIAL	Polyamide 6.6 (PA66)
Operating Temperature	-58°F to +275°F (-50°C to +135°C)



Routing, Protection & Insulation

HelaGuard Accessories

Clips for Corrugated Conduit

PACC Series

Conduit Clips clamp onto corrugated conduit to secure. Nylon material resists corrosion and chemicals. Can also be used on C-shaped DIN rails.

Features and Benefits

- Integrated flip-open lid for quick and easy assembly.
- Inner rib prevents conduit from slipping.
- Easy-access mounting hole reduces installation time.
- Quick release for easy future access.

PART NO.	Nominal Size (Ø)		Type	Color	Package Quantity (pk)
	in.	(mm)			
166-90302	5/16	(13)	PACC0310	Black	10
166-90178	3/8	(16.0)	PACC0380	Black	10
166-90179	1/2	(21.0)	PACC0500	Black	10
166-90180	3/4	(28.0)	PACC0750	Black	10
166-90181	1	(34.0)	PACC1000	Black	10
166-90182	1-1/4	(42.0)	PACC1250	Black	5
166-90183	1-1/2	(54.0)	PACC1500	Black	5

Use Part No. for ordering and Type for specification purposes.



PACC Conduit Clip for Corrugated Conduit

MATERIAL	Polyamide 6.6 (PA66)
Operating Temperature	-58°F to +275°F (-50°C to +135°C)
Flammability	UL 94 V-2



Clips for PSR & LPC Tubing

AFCP Series

Tubing Clips clamp onto conduit and tubing to secure. Nylon material resists corrosion and chemicals. Can also be used on C-shaped DIN rails.

Features and Benefits

- Integrated flip-open lid for quick and easy assembly.
- Smooth inner surface prevents tubing from slipping.
- Easy-access mounting hole reduces installation time.
- Quick release for easy future access.

PART NO.	Nominal Size (Ø)		Type	Color	Package Quantity (pk)
	in.	(mm)			
166-90374	3/8	(16)	AFCP0380	Black	10
166-90375	1/2	(20)	AFCP0500	Black	10
166-90376	3/4	(25)	AFCP0750	Black	10
166-90377	1	(32)	AFCP1000	Black	10

Use Part No. for ordering and Type for specification purposes.



AFCP Tubing Clip for Flexible PVC Tubing

MATERIAL	Polyamide 6.6 (PA66)
Operating Temperature	-58°F to +275°F (-50°C to +135°C)
Flammability	UL 94 V-2



ConCutter Nonmetallic Conduit Cutters

Handheld cutter tool for HelaGuard Nonmetallic Conduit and Tubing.

Features and Benefits

- Assists with installation by easily cutting through HelaGuard Nonmetallic Conduit and Tubing.

PART NO.	Type	Description	Package Quantity
			(pk)
166-51101	CONCUTTER1	For nonmetallic conduit up to 34mm	1
166-51102	CONCUTTER2	For nonmetallic conduit up to 67mm	1

Use Part No. for ordering and Type for specification purposes.



ConCutter Conduit Cutter


Sealing Washers

SW Series for use with Nonmetallic threaded fittings

Chloroprene rubber Sealing Washer for use with Nonmetallic Threaded Fittings.

Features and Benefits

- Protects against water and dust.
- 80 Shore A compression strength.
- For NPT threads.
- Resistant to oil.



MATERIAL	Chloroprene (CR)
Operating Temperature	-40°F to +275°F (-40°C to +135°C)

PART NO.	Thread Size	Outside Ø (OD)		Inside Ø (ID)		Type	Thickness		Color	Package Quantity
	NPT	mm	in.	mm	in.		mm	in.		(pk)
166-90480	3/8	22	0.87	16	0.63	SW0380	1.6	0.06	Black	100
166-90481	1/2	26	1.02	20	0.79	SW0500	1.6	0.06	Black	50
166-90482	3/4	32	1.26	25	0.98	SW0750	1.6	0.06	Black	10
166-90483	1	41.2	1.62	32	1.26	SW1000	1.6	0.06	Black	10
166-90484	1.25	50	1.97	40	1.57	SW1250	1.6	0.06	Black	10
166-90485	1.50	60	2.36	50	1.97	SW1500	1.6	0.06	Black	10
166-90486	2.0	73	2.87	63	2.48	SW2000	1.6	0.06	Black	10

Use Part No. for ordering and Type for specification purposes.

Routing, Protection & Insulation

HelaGuard Accessories

Sealing Washers


FW Series for use with Metallic Threaded Fittings

Vulcanized fiber Sealing Washer used with Metallic Threaded Fittings. Suitable for metric or NPT threaded fittings.

Features and Benefits

- Rugged, tough material (78 Shore D Hardness) for tighter seal.
- Protects against water and dust.
- For metric or NPT threads.
- Resistant to oil.

MATERIAL	Vulcanized Fibre (VF)
Operating Temperature	-58°F to +275°F (-50°C to +135°C)



PART NO.	Thread Size		Outside Ø (OD)		Inside Ø (ID)		Type	Thickness		Color	Pkg Qty (pk)
	Metric	NPT	mm	in.	mm	in.		mm	in.		
166-90736	16	3/8	22	0.87	16	0.63	FW16	1.6	0.06	Red	10
166-90737	20	1/2	26	1.02	20	0.79	FW20	1.6	0.06	Red	10
166-90738	25	3/4	32	1.26	25	0.98	FW25	1.6	0.06	Red	10
166-90739	32	1	41.2	1.62	32	1.26	FW32	1.6	0.06	Red	10
166-90740	40	1.25	50	1.97	40	1.57	FW40	1.6	0.06	Red	10
166-90741	50	1.50	60	2.36	50	1.97	FW50	1.6	0.06	Red	10
166-90742	63	2.0	73	2.87	63	2.48	FW63	1.6	0.06	Red	10

Use Part No. for ordering and Type for specification purposes.

Sealing Washers

RSW Series for use with Nonmetallic and Metallic Fittings

Face Sealing Washer affixed between threaded fitting and entry wall surface to achieve IP66, IP67, IP68 and IP69 levels of ingress protection. Hardness 33 Shore D. Self-extinguishing and halogen-free.

Features and Benefits

- Polyester elastomer washer provides ingress protection against moisture and is oil resistant.
- Small "pips" in bore retain washer onto metric threaded fittings.
- Ribs on both sides of washer enhances sealing performance.

MATERIAL	Polyester Elastomer (TPE)
Operating Temperature	-58°F to +275°F (-50°C to +135°C)



PART NO.	Thread Size		Outside Ø (OD)		Inside Ø (ID)		Type	Thickness		Color	Pkg Qty (pk)
	Metric	NPT	mm	in.	mm	in.		mm	in.		
166-90446	16	3/8	24	0.94	16	0.63	RSW16-BU	1.6	0.06	Blue	10
166-90447	20	1/2	27	1.06	20	0.79	RSW20-BU	1.6	0.06	Blue	10
166-90448	25	3/4	34	1.34	25	0.98	RSW25-BU	1.6	0.06	Blue	10
166-90449	32	1	42	1.65	32	1.26	RSW32-BU	1.6	0.06	Blue	10
166-90450	40	1.25	50	1.97	40	1.57	RSW40-BU	1.6	0.06	Blue	10
166-90451	50	1.50	62	2.44	50	1.97	RSW50-BU	1.6	0.06	Blue	10

Use Part No. for ordering and Type for specification purposes.

Chemical
Resistance

	HELAGUARD NONMETALLIC CONDUIT						
	HG-SW	HG-LW	HG-FR	HG-HI	HG-DC	PSR	LPC
ASTM NO. 1	++	++	++	++	++	o	++
ASTM NO. 2	++	++	++	++	++	o	++
ASTM NO. 3	++	++	++	++	++	o	++
Acetic Acid (10%)	+	+	+	+	+	+	++
Acetone	++	++	++	++	++	o	o
Aluminum Chloride	o	o	o	o	o	+	o
Benzene	++	++	++	++	++	o	o
Carbon Tetrachloride	++	++	++	++	++	+	+
Chloroform	o	o	o	o	o	o	o
Citric Acid	++	++	++	++	++	++	++
Copper Sulphate	+	+	+	+	+	+	++
Cresol	o	o	o	o	o	o	+
Diesel Oil	++	++	++	++	++	+	++
Diethylamine	++	++	++	+	++	+	+
Ethanol	++	++	++	+	++	o	o
Ether	++	++	++	++	++	+	+
Ethylamine	++	++	++	+	++	+	+
Ethylene Glycol	++	++	++	++	++	+	+
Freon 32	++	++	++	++	++	+	+
Hydrochloric Acid (10%)	o	o	o	o	o	o	+
Hydrochloric Acid (30%)	o	o	o	o	o	o	o
Hydrogen Peroxide (30%)	o	o	o	o	o	+	+
Hydrogen Peroxide (60%)	o	o	o	o	o	o	o
Lactic Acid	+	+	+	+	+	+	+
Lubricating Oil	++	++	++	++	++	+	++
Methanol	+	+	+	+	+	o	o
Methyl Bromide	o	o	o	o	o	o	o
Methyl Ethyl Ketone	++	++	++	++	++	o	o
Nitric Acid (10%)	o	o	o	o	o	o	+
Nitric Acid (60%)	o	o	o	o	o	o	o
Oxalic Acid	+	+	+	+	+	+	++
Ozone (Gas)	o	o	o	o	o	o	+
Paraffin Oil	++	++	++	++	++	+	++
Petrol	++	++	++	++	++	o	++
Phenol	o	o	o	o	o	o	+
Sea Water	++	++	++	++	++	++	+
Silver Nitrate	++	++	++	++	++	++	++
Skydrol®	++	++	++	++	++	o	o
Sodium Chloride	++	++	++	++	++	++	+
Sodium Hydroxide (10%)	++	++	++	++	++	++	++
Sodium Hydroxide (60%)	++	++	++	+	++	+	++
Sulphur Dioxide (Gas)	o	o	o	o	o	o	o
Sulphuric Acid (10%)	o	o	o	o	o	o	o
Toluene	++	++	++	++	++	o	o
Transformer Oil	++	++	++	++	++	+	+
1,1,1-Trichloroethane	++	++	++	++	++	o	o
Trichloroethylene	+	+	+	o	+	o	o
Turpentine	++	++	++	++	++	+	+
Vegetable Oil	++	++	++	++	++	+	++
Vinyl Acetate	+	+	+	+	+	o	o
Water	++	++	++	++	++	++	++
White Spirit	++	++	++	++	++	+	+
Zinc Chloride	o	o	o	o	o	o	o

KEY:

HG-SW = PA6 Standard Weight
 HG-LW = PA6 Lightweight
 HG-FR = PA6 Flame-retardant
 HG-HI = PA12 Standard Weight
 HG-DC = Double Slit
 PSR = Reinforced Spiral Tubing
 LPC = Reinforced Smooth Tubing

++ = Good resistance
 + = Limited resistance
 o = Poor resistance

This information applies at 23°C.

These details provide rough guidelines. They should be regarded as material specifications and are no substitute for suitability tests.

References

HelaGuard Nonmetallic Product Selection Guide

Corrugated Conduit				Snap-On Fittings					
Nominal Size		Pitch	Conduit	Straight Nylon		90° Elbow Nylon		45° Nylon Elbow	
Inches	mm	F or C	Type	IP66	IP68	IP66	IP68	IP66	IP68
1/4	10	F	HG-SW025x	NA	NA	NA	NA	NA	NA
5/16	13	F	HG-SW031x	NA	NA	NA	NA	NA	NA
3/8	16	F	HG-SW038x	HG038-S-0380	HGL038-S-0380	NA	NA	NA	NA
3/8	16	F	HG-SW038x	HG038-S-0500	HGL038-S-0500	HG038-90-0500	HGL038-90-0500	HG038-45-0500	NA
1/2	21	F	HG-SW050x	HG050-S-0500	HGL050-S-0500	HG050-90-0500	HGL050-90-0500	HG050-45-0500	HGL050-45-0500
3/4	28	F	HG-SW075x	HG075-S-0750	HGL075-S-0750	HG075-90-0750	HGL075-90-0750	HG075-45-0750	HGL075-45-0750
1	34	C	HG-SW100x	HG100-S-1000	HGL100-S-1000	HG100-90-1000	HGL100-90-1000	HG100-45-1000	HGL100-45-1000
1-1/4	42	C	HG-SW125x	HG125-S-1250	HGL125-S-1250	HG125-90-1250	HGL125-90-1250	NA	NA
1-1/4	42	C	HG-SW125x	HG125-S-1500	NA	HG125-90-1500	NA	HG125-45-1500	NA
1-1/2	54	C	HG-SW150x	HG150-S-1500	HGL150-S-1500	HG150-90-1500	HGL150-90-1500	HG150-45-1500	HGL150-45-1500
1-1/2	54	C	HG-SW150x	HG150-S-2000	NA	NA	NA	NA	NA
2	67	C	HG-SW200x	HG200-S-2000	HGL200-S-2000	HG200-90-2000	NA	NA	NA
1/4	10	F	HG-LW0250	NA	NA	NA	NA	NA	NA
3/8	16	F	HG-LW0380	HG038-S-0380	HGL038-S-0380	NA	NA	NA	NA
3/8	16	F	HG-LW0380	HG038-S-0500	HGL038-S-0500	HG038-90-0500	HGL038-90-0500	HG038-45-0500	NA
1/2	21	F	HG-LW0500	HG050-S-0500	HGL050-S-0500	HG050-90-0500	HGL050-90-0500	HG050-45-0500	HGL050-45-0500
3/4	28	F	HG-LW0750	HG075-S-0750	HGL075-S-0750	HG075-90-0750	HGL075-90-0750	HG075-45-0750	HGL075-45-0750
1	34	C	HG-LW1000	HG100-S-1000	HGL100-S-1000	HG100-90-1000	HGL100-90-1000	HG100-45-1000	HGL100-45-1000
1-1/4	42	C	HG-LW1250	HG125-S-1250	HGL125-S-1250	HG125-90-1250	HGL125-90-1250	NA	NA
1-1/4	42	C	HG-LW1250	HG125-S-1500	NA	HG125-90-1500	NA	HG125-45-1500	NA
1-1/2	54	C	HG-LW1500	HG150-S-1500	HGL150-S-1500	HG150-90-1500	HGL150-90-1500	HG150-45-1500	HGL150-45-1500
1-1/2	54	C	HG-LW1500	HG150-S-2000	NA	NA	NA	NA	NA
2	67	C	HG-LW2000	HG200-S-2000	HGL200-S-2000	HG200-90-2000	NA	NA	NA
3/8	16	F	HG-FR0380	HG038-S-0380	HGL038-S-0380	NA	NA	NA	NA
3/8	16	F	HG-FR0380	HG038-S-0500	HGL038-S-0500	HG038-90-0500	HGL038-90-0500	HG038-45-0500	NA
1/2	21	F	HG-FR0500	HG050-S-0500	HGL050-S-0500	HG050-90-0500	HGL050-90-0500	HG050-45-0500	HGL050-45-0500
3/4	28	F	HG-FR0750	HG075-S-0750	HGL075-S-0750	HG075-90-0750	HGL075-90-0750	HG075-45-0750	HGL075-45-0750
1	34	C	HG-FR1000	HG100-S-1000	HGL100-S-1000	HG100-90-1000	HGL100-90-1000	HG100-45-1000	HGL100-45-1000
1-1/4	42	C	HG-FR1250	HG125-S-1250	HGL125-S-1250	HG125-90-1250	HGL125-90-1250	NA	NA
1-1/4	42	C	HG-FR1250	HG125-S-1500	NA	HG125-90-1500	NA	HG125-45-1500	NA
1-1/2	54	C	HG-FR1500	HG150-S-1500	HGL150-S-1500	HG150-90-1500	HGL150-90-1500	HG150-45-1500	HGL150-45-1500
1-1/2	54	C	HG-FR1500	HG150-S-2000	NA	NA	NA	NA	NA
5/16	13	F	HG-HI0310	NA	NA	NA	NA	NA	NA
3/8	16	F	HG-HI0380	HG038-S-0380	HGL038-S-0380	NA	NA	NA	NA
3/8	16	F	HG-HI0380	HG038-S-0500	HGL038-S-0500	HG038-90-0500	HGL038-90-0500	HG038-45-0500	NA
1/2	21	F	HG-HI0500	HG050-S-0500	HGL050-S-0500	HG050-90-0500	HGL050-90-0500	HG050-45-0500	HGL050-45-0500
3/4	28	F	HG-HI0750	HG075-S-0750	HGL075-S-0750	HG075-90-0750	HGL075-90-0750	HG075-45-0750	HGL075-45-0750
1	34	C	HG-HI1000	HG100-S-1000	HGL100-S-1000	HG100-90-1000	HGL100-90-1000	HG100-45-1000	HGL100-45-1000
1-1/4	42	C	HG-HI1250	HG125-S-1250	HGL125-S-1250	HG125-90-1250	HGL125-90-1250	NA	NA
1-1/4	42	C	HG-HI1250	HG125-S-1500	NA	HG125-90-1500	NA	HG125-45-1500	NA
1-1/2	54	C	HG-HI1500	HG150-S-1500	HGL150-S-1500	HG150-90-1500	HGL150-90-1500	HG150-45-1500	HGL150-45-1500
1-1/2	54	C	HG-HI1500	HG150-S-2000	NA	NA	NA	NA	NA
2	67	C	HG-HI2000	HG200-S-2000	HGL200-S-2000	HG200-90-2000	NA	NA	NA
3/8	16	F	HG-DC0380	HG038-S-0380	HGL038-S-0380	NA	NA	NA	NA
3/8	16	F	HG-DC0380	HG038-S-0500	HGL038-S-0500	HG038-90-0500	HGL038-90-0500	HG038-45-0500	NA
1/2	21	F	HG-DC0500	HG050-S-0500	HGL050-S-0500	HG050-90-0500	HGL050-90-0500	HG050-45-0500	HGL050-45-0500
3/4	28	F	HG-DC0750	HG075-S-0750	HGL075-S-0750	HG075-90-0750	HGL075-90-0750	HG075-45-0750	HGL075-45-0750
1	34	C	HG-DC1000	HG100-S-1000	HGL100-S-1000	HG100-90-1000	HGL100-90-1000	HG100-45-1000	HGL100-45-1000
1-1/4	42	C	HG-DC1250	HG125-S-1250	HGL125-S-1250	HG125-90-1250	HGL125-90-1250	NA	NA
1-1/4	42	C	HG-DC1250	HG125-S-1500	NA	HG125-90-1500	NA	HG125-45-1500	NA
1-1/2	54	C	HG-DC1500	HG150-S-1500	HGL150-S-1500	HG150-90-1500	HGL150-90-1500	HG150-45-1500	HGL150-45-1500
1-1/2	54	C	HG-DC1500	HG150-S-2000	NA	NA	NA	NA	NA

Ultra Fittings			Accessories					Connectors and Dividers		
Straight	90° Elbow	45° Elbow	NPT Thread Locknuts		PACC Clips	PAEC End Caps	REC End Caps	T-Connectors		Y-Dividers
IP68	IP68	IP68	Nylon PA66	Nickel-plated Brass	Nylon	Nylon	Rubber	IP66	IP68	IP66
NA	NA	NA	NA	NA	NA	NA	NA	NA	NA	NA
NA	NA	NA	NA	NA	PACC0310	NA	NA	NA	NA	NA
NA	NA	NA	ALPA0380	ALNPB-0380	PACC0380	PAEC0380	REC0380	HG038-T	HGL038-T	HG038-Y031-Y031
HGU038-S-0500	HGU038-90-0500	HGU038-45-0500	ALPA0500	ALNPB-0500	PACC0380	PAEC0380	REC0380	HG038-T	HGL038-T	HG038-Y031-Y031
HGU050-S-0500	HGU050-90-0500	HGU050-45-0500	ALPA0500	ALNPB-0500	PACC0500	PAEC0500	REC0500	HG050-T	HGL050-T	HG050-Y038-Y038
HGU075-S-0750	HGU075-90-0750	HGU075-45-0750	ALPA0750	ALNPB-0750	PACC0750	PAEC0750	REC0750	HG075-T	HGL075-T	HG075-Y050-Y050
HGU100-S-1000	HGU100-90-1000	HGU100-45-1000	ALPA1000	ALNPB-1000	PACC1000	PAEC1000	REC1000	HG100-T	HGL100-T	HG100-Y075-Y075
HGU125-S-1250	HGU125-90-1250	HGU125-45-1250	NA	ALNPB-1250	PACC1250	PAEC1250	REC1250	HG125-T	HGL125-T	NA
HGU125-S-1500	HGU125-90-1500	NA	NA	ALNPB-1500	PACC1250	PAEC1250	REC1250	HG125-T	HGL125-T	NA
HGU150-S-1500	HGU150-90-1500	HGU150-45-1500	NA	ALNPB-1500	PACC1500	PAEC1500	REC1500	NA	NA	NA
HGU150-S-2000	HGU150-90-2000	NA	NA	ALNPB-2000	PACC1500	PAEC1500	REC1500	NA	NA	NA
NA	NA	NA	NA	ALNPB-2000	NA	NA	NA	NA	NA	NA
NA	NA	NA	NA	NA	NA	NA	NA	NA	NA	NA
NA	NA	NA	ALPA0380	ALNPB-0380	PACC0380	PAEC0380	REC0380	HG038-T	HGL038-T	HG038-Y031-Y031
HGU038-S-0500	HGU038-90-0500	HGU038-45-0500	ALPA0500	ALNPB-0500	PACC0380	PAEC0380	REC0380	HG038-T	HGL038-T	HG038-Y031-Y031
HGU050-S-0500	HGU050-90-0500	HGU050-45-0500	ALPA0500	ALNPB-0500	PACC0500	PAEC0500	REC0500	HG050-T	HGL050-T	HG050-Y038-Y038
HGU075-S-0750	HGU075-90-0750	HGU075-45-0750	ALPA0750	ALNPB-0750	PACC0750	PAEC0750	REC0750	HG075-T	HGL075-T	HG075-Y050-Y050
HGU100-S-1000	HGU100-90-1000	HGU100-45-1000	ALPA1000	ALNPB-1000	PACC1000	PAEC1000	REC1000	HG100-T	HGL100-T	HG100-Y075-Y075
HGU125-S-1250	HGU125-90-1250	HGU125-45-1250	NA	ALNPB-1250	PACC1250	PAEC1250	REC1250	HG125-T	HGL125-T	NA
HGU125-S-1500	HGU125-90-1500	NA	NA	ALNPB-1500	PACC1250	PAEC1250	REC1250	HG125-T	HGL125-T	NA
HGU150-S-1500	HGU150-90-1500	HGU150-45-1500	NA	ALNPB-1500	PACC1500	PAEC1500	REC1500	NA	NA	NA
HGU150-S-2000	HGU150-90-2000	NA	NA	ALNPB-2000	PACC1500	PAEC1500	REC1500	NA	NA	NA
NA	NA	NA	NA	ALNPB-2000	NA	NA	NA	NA	NA	NA
NA	NA	NA	ALPA0380	ALNPB-0380	PACC0380	PAEC0380	REC0380	HG038-T	HGL038-T	HG038-Y031-Y031
HGU038-S-0500	HGU038-90-0500	HGU038-45-0500	ALPA0500	ALNPB-0500	PACC0380	PAEC0380	REC0380	HG038-T	HGL038-T	HG038-Y031-Y031
HGU050-S-0500	HGU050-90-0500	HGU050-45-0500	ALPA0500	ALNPB-0500	PACC0500	PAEC0500	REC0500	HG050-T	HGL050-T	HG050-Y038-Y038
HGU075-S-0750	HGU075-90-0750	HGU075-45-0750	ALPA0750	ALNPB-0750	PACC0750	PAEC0750	REC0750	HG075-T	HGL075-T	HG075-Y050-Y050
HGU100-S-1000	HGU100-90-1000	HGU100-45-1000	ALPA1000	ALNPB-1000	PACC1000	PAEC1000	REC1000	HG100-T	HGL100-T	HG100-Y075-Y075
HGU125-S-1250	HGU125-90-1250	HGU125-45-1250	NA	ALNPB-1250	PACC1250	PAEC1250	REC1250	HG125-T	HGL125-T	NA
HGU125-S-1500	HGU125-90-1500	NA	NA	ALNPB-1500	PACC1250	PAEC1250	REC1250	HG125-T	HGL125-T	NA
HGU150-S-1500	HGU150-90-1500	HGU150-45-1500	NA	ALNPB-1500	PACC1500	PAEC1500	REC1500	NA	NA	NA
HGU150-S-2000	HGU150-90-2000	NA	NA	ALNPB-2000	PACC1500	PAEC1500	REC1500	NA	NA	NA
NA	NA	NA	NA	ALNPB-2000	NA	NA	NA	NA	NA	NA
NA	NA	NA	ALPA0380	ALNPB-0380	PACC0380	PAEC0380	REC0380	HG038-T	HGL038-T	HG038-Y031-Y031
HGU038-S-0500	HGU038-90-0500	HGU038-45-0500	ALPA0500	ALNPB-0500	PACC0380	PAEC0380	REC0380	HG038-T	HGL038-T	HG038-Y031-Y031
HGU050-S-0500	HGU050-90-0500	HGU050-45-0500	ALPA0500	ALNPB-0500	PACC0500	PAEC0500	REC0500	HG050-T	HGL050-T	HG050-Y038-Y038
HGU075-S-0750	HGU075-90-0750	HGU075-45-0750	ALPA0750	ALNPB-0750	PACC0750	PAEC0750	REC0750	HG075-T	HGL075-T	HG075-Y050-Y050
HGU100-S-1000	HGU100-90-1000	HGU100-45-1000	ALPA1000	ALNPB-1000	PACC1000	PAEC1000	REC1000	HG100-T	HGL100-T	HG100-Y075-Y075
HGU125-S-1250	HGU125-90-1250	HGU125-45-1250	NA	ALNPB-1250	PACC1250	PAEC1250	REC1250	HG125-T	HGL125-T	NA
HGU125-S-1500	HGU125-90-1500	NA	NA	ALNPB-1500	PACC1250	PAEC1250	REC1250	HG125-T	HGL125-T	NA
HGU150-S-1500	HGU150-90-1500	HGU150-45-1500	NA	ALNPB-1500	PACC1500	PAEC1500	REC1500	NA	NA	NA
HGU150-S-2000	HGU150-90-2000	NA	NA	ALNPB-2000	PACC1500	PAEC1500	REC1500	NA	NA	NA
NA	NA	NA	NA	ALNPB-2000	NA	NA	NA	NA	NA	NA
NA	NA	NA	ALPA0380	ALNPB-0380	PACC0380	PAEC0380	REC0380	HG038-T	HGL038-T	HG038-Y031-Y031
HGU038-S-0500	HGU038-90-0500	HGU038-45-0500	ALPA0500	ALNPB-0500	PACC0380	PAEC0380	REC0380	HG038-T	HGL038-T	HG038-Y031-Y031
HGU050-S-0500	HGU050-90-0500	HGU050-45-0500	ALPA0500	ALNPB-0500	PACC0500	PAEC0500	REC0500	HG050-T	HGL050-T	HG050-Y038-Y038
HGU075-S-0750	HGU075-90-0750	HGU075-45-0750	ALPA0750	ALNPB-0750	PACC0750	PAEC0750	REC0750	HG075-T	HGL075-T	HG075-Y050-Y050
HGU100-S-1000	HGU100-90-1000	HGU100-45-1000	ALPA1000	ALNPB-1000	PACC1000	PAEC1000	REC1000	HG100-T	HGL100-T	HG100-Y075-Y075
HGU125-S-1250	HGU125-90-1250	HGU125-45-1250	NA	ALNPB-1250	PACC1250	PAEC1250	REC1250	HG125-T	HGL125-T	NA
HGU125-S-1500	HGU125-90-1500	NA	NA	ALNPB-1500	PACC1250	PAEC1250	REC1250	HG125-T	HGL125-T	NA
HGU150-S-1500	HGU150-90-1500	HGU150-45-1500	NA	ALNPB-1500	PACC1500	PAEC1500	REC1500	NA	NA	NA
HGU150-S-2000	HGU150-90-2000	NA	NA	ALNPB-2000	PACC1500	PAEC1500	REC1500	NA	NA	NA


References

HelaGuard Nonmetallic Product Selection Guide


Flexible PVC Tubings				Compression Style Fittings			
Nominal Size		Surface	Tubing	Nonmetallic Compression Style Fittings			Nickel-plated Brass Compression Fitting
Inches	mm		Type	Straight	90 Elbow	45 Elbow	Straight
3/8	16	Spiral	PSR0380	PSR038-S-0380	PSR038-90-0500	PSR038-45-0500	NA
1/2	20	Spiral	PSR0500	PSR050-S-0500	PSR050-90-0500	PSR050-45-0500	NA
3/4	25	Spiral	PSR0750	PSR075-S-0750	PSR075-90-0750	PSR075-45-0750	NA
1	32	Spiral	PSR1000	PSR100-S-1000	PSR100-90-1000	PSR100-45-1000	NA
1-1/4	40	Spiral	PSR1250	PSR125-S-1250	PSR125-90-1250	NA	NA
1-1/2	50	Spiral	PSR1500	PSR150-S-1500	NA	NA	NA
2	63	Spiral	PSR2000	PSR200-S-2000	NA	NA	NA
3/8	16	Smooth	LPC0380	PSR038-S-0380	PSR038-90-0500	PSR038-45-0500	LPC038-S-050
1/2	20	Smooth	LPC0500	PSR050-S-0500	PSR050-90-0500	PSR050-45-0500	LPC050-S-050
3/4	25	Smooth	LPC0750	PSR075-S-0750	PSR075-90-0750	PSR075-45-0750	LPC075-S-075
1	32	Smooth	LPC1000	PSR100-S-1000	PSR100-90-1000	PSR100-45-1000	LPC100-S-100
1-1/4	40	Smooth	LPC1250	PSR125-S-1250	PSR125-90-1250	NA	LPC125-S-125
1-1/2	50	Smooth	LPC1500	PSR150-S-1500	NA	NA	LPC150-S-150
2	63	Smooth	LPC2000	PSR200-S-2000	NA	NA	LPC200-S--0200


				Accessories			
Nominal Size		Surface	Tubing	Thread Style	NPT Thread Locknuts		AFCP Clips
Inches	mm		Type	NPT	Nylon PA66	Nickel-plated Brass	Nylon PA66
3/8	16	Spiral	PSR0380	3/8	ALPA0380	ALNPB-0380	AFCP0380
1/2	20	Spiral	PSR0500	1/2	ALPA0500	ALNPB-0500	AFCP0500
3/4	25	Spiral	PSR0750	3/4	ALPA0750	ALNPB-0750	AFCP0750
1	32	Spiral	PSR1000	1	ALPA1000	ALNPB-1000	AFCP1000
1-1/4	40	Spiral	PSR1250	1-1/4	NA	ALNPB-1250	NA
1-1/2	50	Spiral	PSR1500	1-1/2	NA	ALNPB-1500	NA
2	63	Spiral	PSR2000	2	NA	ALNPB-2000	NA
3/8	16	Smooth	LPC0380	3/8	ALPA0380	ALNPB-0380	AFCP0380
1/2	20	Smooth	LPC0500	1/2	ALPA0500	ALNPB-0500	AFCP0500
3/4	25	Smooth	LPC0750	3/4	ALPA0750	ALNPB-0750	AFCP0750
1	32	Smooth	LPC1000	1	ALPA1000	ALNPB-1000	AFCP1000
1-1/4	40	Smooth	LPC1250	1-1/4	NA	ALNPB-1250	NA
1-1/2	50	Smooth	LPC1500	1-1/2	NA	ALNPB-1500	NA
2	63	Smooth	LPC2000	2	NA	ALNPB-2000	NA


Cutting Conduit

Nonmetallic		<p>ConCutter Conduit Cutters can be used to cut HelaGuard Nonmetallic Conduit up to 2" (67mm).</p> <p>To use: Drop the blade into a corrugation and squeeze and twist until conduit is cut 50 percent through. To achieve a clean edge, finish cutting the remaining 50 percent without twisting.</p> <p>See page 35 for tool size options.</p>
-------------	---	--

Nonmetallic Fittings

		<p>Snap-On Fittings are quick to assemble, once conduit has been cut to length.</p>
--	---	---

HG		<p>For HG Fittings, simply push the fitting onto the end of the conduit with a slight twist until it will go no further. Once in place, pull back slightly to ensure the locking teeth mechanism has engaged with the corrugations.</p> <p>IP66 Rating</p>
----	--	--

HGL		<p>HGL Fittings feature a conduit seal to provide the ultimate IP rating, IP66, IP67, IP68 and IP69.</p> <p>To install: Moisten the seal, then place the seal on the end of the conduit and press firmly until the seal slides inside. Put the fitting onto the conduit end and twist. Once the fitting is in place, pull back slightly to ensure the locking teeth mechanism has engaged with the corrugations.</p> <p>Note: An HG Fitting cannot be upgraded to IP68 with the addition of a seal.</p>
-----	---	---

HGU		<p>Ultra® Fittings feature a one-piece integrated sealing design for IP68 and IP69 performance. The conduit seal is pre-assembled inside the fitting for fast and easy installation.</p> <p>To install: Simply push the fitting onto the end of the conduit and give a slight twist motion. Once the fitting is in place, pull back slightly to ensure the locking teeth mechanism has engaged with the corrugations.</p>
-----	---	--

To remove HG, HGU or HGL Fittings, insert a small screwdriver into the screwdriver slot and move the screwdriver handle toward the "off" position. Remove the screwdriver, then manually twist the cap further toward the "off" position – the fitting can then be released from the conduit. Once removed, the fitting can be reused by twisting the cap so that the screwdriver slot lines up with the "on" position. See page 5 for step-by-step illustrations.

IEC 61386 Classification

	Nonmetallic Conduit based on nominal conduit size 21 mm				
	HG-SW PA6 corrugated, standard weight (with HG fittings)	HG-LW PA6 corrugated, lightweight (with HG fittings)	HG-FR flame-retardant corrugated, standard weight (with HGL fittings)	HG-HI PA12 corrugated, standard weight (with HG fittings)	HG-DC PA6 double-slit corrugated
Compression Resistance	2	2	2	1	2
Impact Resistance	4	4	4	3	4
Minimum Temperature	2	2	2	5	2
Maximum Temperature	4	4	4	4	4
Bend Resistance	4	4	4	4	4
Electrical Properties	0	0	0	0	0
IP Rating Against Solid Objects	6	6	6	6	4
IP Rating Against Water	6	6	8	6	0
Corrosion Resistance	—	—	—	—	—
Tensile Strength	2	1	2	1	2
Resistance to Flame Propagation	1	1	1	1	1
Suspended Load Capacity	0	0	0	0	0

IEC 61386 Classification Key	0	1	2	3	4	5	6	7
Compression Resistance (N)	—	125	320	750	1250	4000	—	—
Impact Resistance (J)	—	0,5	1	2	6	20	—	—
Minimum Temperature (°C)	—	+5	-5	-15	-25	-45	—	—
Maximum Temperature (°C)	—	+60	+90	+105	+120	+150	+250	+400
Bend Resistance	—	rigid	pliable	pliable, self-recovering	flexible	—	—	—
Electrical Properties	non-declared	conducting	insulating	conducting/insulating	—	—	—	—
IP Rating Against Solid Objects	—	—	—	3	4	5	6	7
IP Rating Against Water	0	1	2	3	4	5	6	7
Corrosions Resistance	—	low inside and outside	medium inside and outside	medium inside, high outside	high inside and outside	—	—	—
Tensile Strength (N)	—	100	250	500	1000	2500	—	—
Resistance to Flame Propagation	—	not flame-propagating	flame-propagating	—	—	—	—	—
Suspended Load Capacity (N)	non-declared	20	30	150	450	850	—	—

HelaGuard Metallic Systems

HelaGuard Flexible Metallic Conduit & Fittings

The HelaGuard Flexible Metallic series includes galvanized, jacketed and liquid-tight metal core conduit that offer exceptional flexibility, a high degree of mechanical strength and broad range of protection against environmental conditions. Fittings are manufactured to UL 360 Standards and provide high ingress protection ratings, corrosion resistance and electrical continuity.

Flexible Metallic Conduit & Fittings

Extra-flexible, galvanized or stainless steel construction used in tight or constrained spaces. This conduit is a helically wound, non-UL rated metallic conduit used in applications that demand higher levels of movement, vibration and repetitive bending. Also designed for use where extra-flexible conduit is needed in machinery for protecting hydraulic or pneumatic hoses as well as in elevated temperature conditions. Use with FU-M Series Metallic Fittings for IP40 ratings.

Flexible Jacketed Metallic Conduit & Fittings

HelaGuard Jacketed Metallic Conduit has an extra-flexible galvanized steel core with specialized coatings to address a broad range of environmental conditions. Designed for use in conditions that require extended or repetitive motion and protection against corrosion. Nickel-plated brass fittings provide a higher degree of ingress protection up to IP65.

Liquid-Tight Flexible Metallic Conduit & Fittings

Flexible, liquid-tight galvanized steel core conduit with jacketed coatings designed for specific environmental conditions. Intended for applications that require some movement and a high degree of mechanical strength. Fittings are nickel-plated brass, provide IP68 or greater ingress protection and may be suitable for use in hazardous locations as defined by NEC Article 501.

Hazardous Location Materials

Flameproof straight and elbow glands with an inner compound barrier offer high specification, high quality solution for EX d, EX e, and EX ta applications. ATEX and/or IEC approvals for Group I and Group II. For indoor/outdoor use applications in Zone 1, Zone 2, Zone 21 and Zone 22 Hazardous Areas. The EXD series fittings are used with LTP / LTPHC / LTPPU / LTBRDP Series Metallic Conduit.

Routing, Protection & Insulation

HelaGuard Metallic Conduit

Flexible Metallic Conduit

Properties

- Galvanized flexible steel construction for high mechanical strength and impact resistance.
- High degree of flexibility and superior fatigue life.
- Stainless steel is highly resistant to rust and corrosion.

Fittings - Use FU-M Series Metallic Fittings.

Applications

- General machine wiring that includes vibration and motion.
- Hose and wiring protection in high temperature conditions (up to +300° C).
- Assemblies with IP40 ingress protection requirements.
- Stainless steel protects sensor cables and instrumentation in corrosive environments (temp range to +400° C).



Flexible Jacketed Metallic Conduit

Properties

- Galvanized flexible steel core construction for high mechanical strength.
- Coatings for specialized environments and applications.
- High degree of flexibility and superior fatigue life.

Fittings - Use FSU Series Metallic Fittings.

Applications

- General machine wiring that includes vibration and motion.
- Assemblies with IP54 or IP65 ingress protection requirements.



Liquid-Tight Flexible Metallic Conduit

Properties

- Galvanized flexible steel core construction for good mechanical strength.
- Smooth-coated surfaces for chemical and environmental resistance that will not crack or tear away.
- High degree of ingress protection.

Fittings - Use LTP Series Metallic Fittings for liquid-tight performance.
- Acceptable for use with EXD Fittings for severe environments.

Applications

- General machine wiring for indoor or outdoor environments.
- Associated fittings deliver IP66, IP67, IP68 and IP69 ingress protection levels.



Flexible Braided Metallic Conduit

Properties

- Galvanized steel core provides flexibility and mechanical strength and impact protection against crushing.
- Overbraided galvanized steel center layer provides EMI / RFI screening.
- Jacketed PVC cover provides liquid-tight performance and high resistance to chemical and environmental conditions.

Fittings - Use LTP Series Metallic Fittings for liquid-tight performance.

Applications

- Flexible conduit where EMC / RFI screening is required.
- Associated LTP fittings deliver IP66, IP67, IP68 and IP69 ingress protection levels.




Straight Compression (C-Style)

Multi-part compression style fitting

Function

- Fitting rotates until body is tightened to collar.
- Adjoins flexible metal conduit to box or conduit body.
- Typically IP66 + IP67 + IP68 + IP69.



Elbow Compression (C90 & C45-Style)

Multi-part compression style fitting 90 or 45 elbows

Function

- Fitting rotates until body is tightened to collar.
- Adjoins flexible metal conduit to box or conduit body.
- Typically IP66 + IP67 + IP68 + IP69.



Straight Swivel Compression (C-S-Style)

Multi-part compression style swivel fitting

Function

- External thread continues to rotate (swivel) about the main body even after tightening.
- Offers a degree of strain relief on conduit with high degree of vibration.
- Typically IP66 + IP67 + IP68 + IP69.



Fixed Thread (M-Style)

Two-part fitting with shell and external thread body

Function

- IP40 or IP54 ingress protection rating.



Couplers (LTP-Style)

Multi-part compression coupler fitting

Function

- Joins two LTP-style conduit runs.
- IP65 ingress protection rating.



EXD-Style

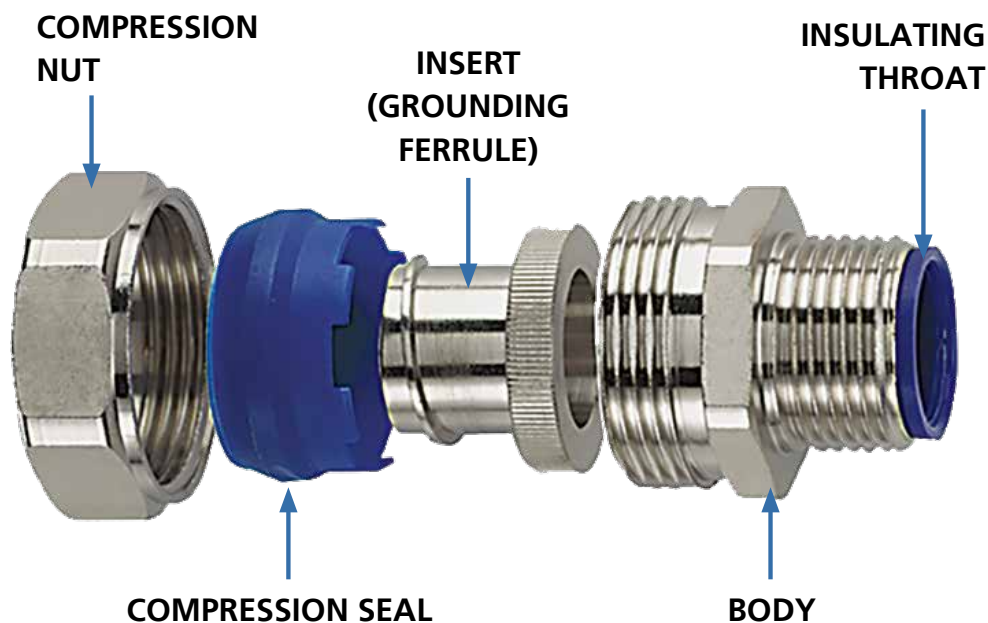
For use in hazardous locations and severe environment applications

Function

- Provide flameproof barrier.
- Available in straight, 90 & 45 degree elbows.
- Provides liquid-tight performance in extreme or severe environments and hazardous locations.
- IP66 + IP67 + IP68 + IP69 ingress protection levels.
- ATEX and IEC approvals.



Liquid-Tight Systems













- **Fittings typically manufactured to and interchangeable with liquid-tight conduit made to UL 360 sizes.**
- **The body, insert and compression nut are always made of metal.**

Key differentiating variables include the method of manufacturing and the material used.

- Can impact the following:
 - ◆ *Corrosion Resistance*
 - ◆ *Mechanical Strength*
 - ◆ *Electrical Continuity*
- Level of ingress protection dependent upon:
 - ◆ *Insert*
 - ◆ *Compression Seal*
- Machining of body, insert and nut allows for tighter control on tolerances, which improves ingress protection and ratings.
- Nickel-plated brass maintains high electrical continuity and pull-off strength, and resists scrapes and scratches that could expose base material to corrosion.

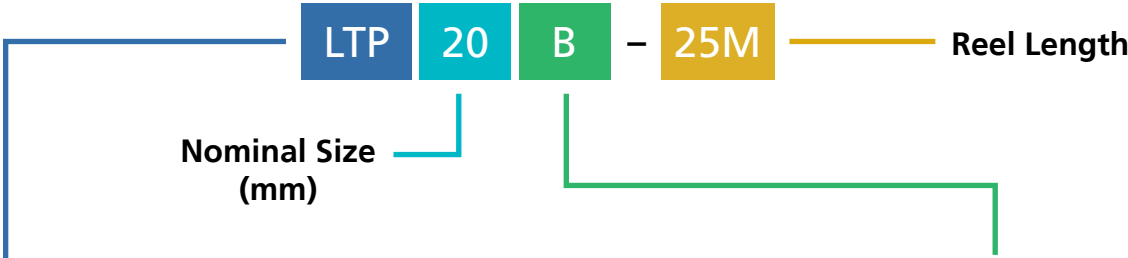
Routing, Protection & Insulation

HelaGuard Metallic Conduit

	Conduit System	Image	IP Rating Available	Colors	Compression Strength 100 mm 20 mm size	Pull-Off Strength 20 mm size	Min. Bend Radius 20 mm size	High Fatigue Life	Temperature Range	Low Fire Hazard	Halo-gen-free	Flammability	EMC Screening @ 1 MHz
Flexible Metallic Conduit	SSU 316 stainless steel		IP40	Metal	400 kg	170 kg	45		-100° C to +400° C	TRUE	TRUE	Self-Extinguishing	
					882 lbs	375 lbs			-148° F to +752° F				
Flexible Metallic Conduit	FU-x galvanized steel core		IP40	Metal	350 kg	120 kg	45		-100° C to +300° C	TRUE	TRUE	Self-Extinguishing	
					770 lbs	265 lbs			-148° F to +572° F				
Flexible Jacketed Metallic Conduit	FSU galvanized steel core, pvc cover		IP54, IP65	Black	350 kg	120 kg	45	TRUE	-15° C to +70° C			Self-Extinguishing	
					770 lbs	265 lbs			5° F to +158° F				
	LF HU galvanized steel core, LFH cover		IP54, IP65	Black	350 kg	120 kg	45		-25° C to +90° C	TRUE	TRUE	Self-Extinguishing	
770 lbs					265 lbs	-13° F to +194° F							
FPU galvanized steel core, polyurethane cover		IP54, IP65	Black	350 kg	120 kg	45	TRUE	-40° C to +100° C		TRUE	UL 94 V0		
				770 lbs	265 lbs			-40° F to +212° F					
Flexible Liquid-Tight Metallic Conduit	LTP galvanized steel core, PVC cover, liquid-tight		IP66, IP67, IP68, IP69	Black, Gray	400 kg	130 kg	65		-20° C to +105° C			Self-Extinguishing	
					880 lbs	285 lbs			-4° F to +221° F				
	LTP LFH galvanized steel core, LFH cover, liquid-tight		IP66, IP67, IP68, IP69	Black	400 kg	130 kg	60		-25° C to +90° C	TRUE	TRUE	Self-Extinguishing	
					880 lbs	285 lbs			-13° F to +194° F				
LTP HC galvanized steel core, thermo-plastic elastomer cover, liquid-tight		IP66, IP67, IP68, IP69	Black	400 kg	130 kg	65		-60° C to +150° C		TRUE	Self-Extinguishing		
				880 lbs	285 lbs			-76° F to +302° F					
LTP PU galvanized steel core, polyurethane cover, liquid-tight		IP66, IP67, IP68, IP69	Black, Blue	400 kg	130 kg	65	TRUE	-40° C to +100° C		TRUE	UL 94 V0		
				880 lbs	285 lbs			-40° F to +212° F					
Flexible Liquid-Tight & Braided Metallic Conduit EMI / RFI	LTB RDP galvanized steel core, braided center, pvc cover, liquid-tight		IP66, IP67, IP68, IP69	Black	400 kg	130 kg	65		-20° C to +105° C			Self-Extinguishing	60dB
					880 lbs	285 lbs			-4° F to +221° F				

HelaGuard Nomenclature for Metallic Conduit

Example
Conduit: **LTP20B-25M**



Conduit Type

SSU	Stainless Steel Conduit
FU-x	Galvanized Steel Conduit
FSU	Galvanized Steel Conduit, PVC Cover
LFHU	Galvanized Steel Conduit, LFH Cover
FPU	Galvanized Steel Conduit, PU Cover
LTP	Liquid-Tight Galvanized Steel Conduit, PVC Cover
LTP LFH	Liquid-Tight Galvanized Steel Conduit, LFH Cover
LTP HC	Liquid-Tight Galvanized Steel Conduit, TPE-V Cover
LTP PU	Liquid-Tight Galvanized Steel Conduit, PU Cover
LTB RDP	Liquid-Tight Galvanized Steel Conduit, Braided Center, PVC Cover

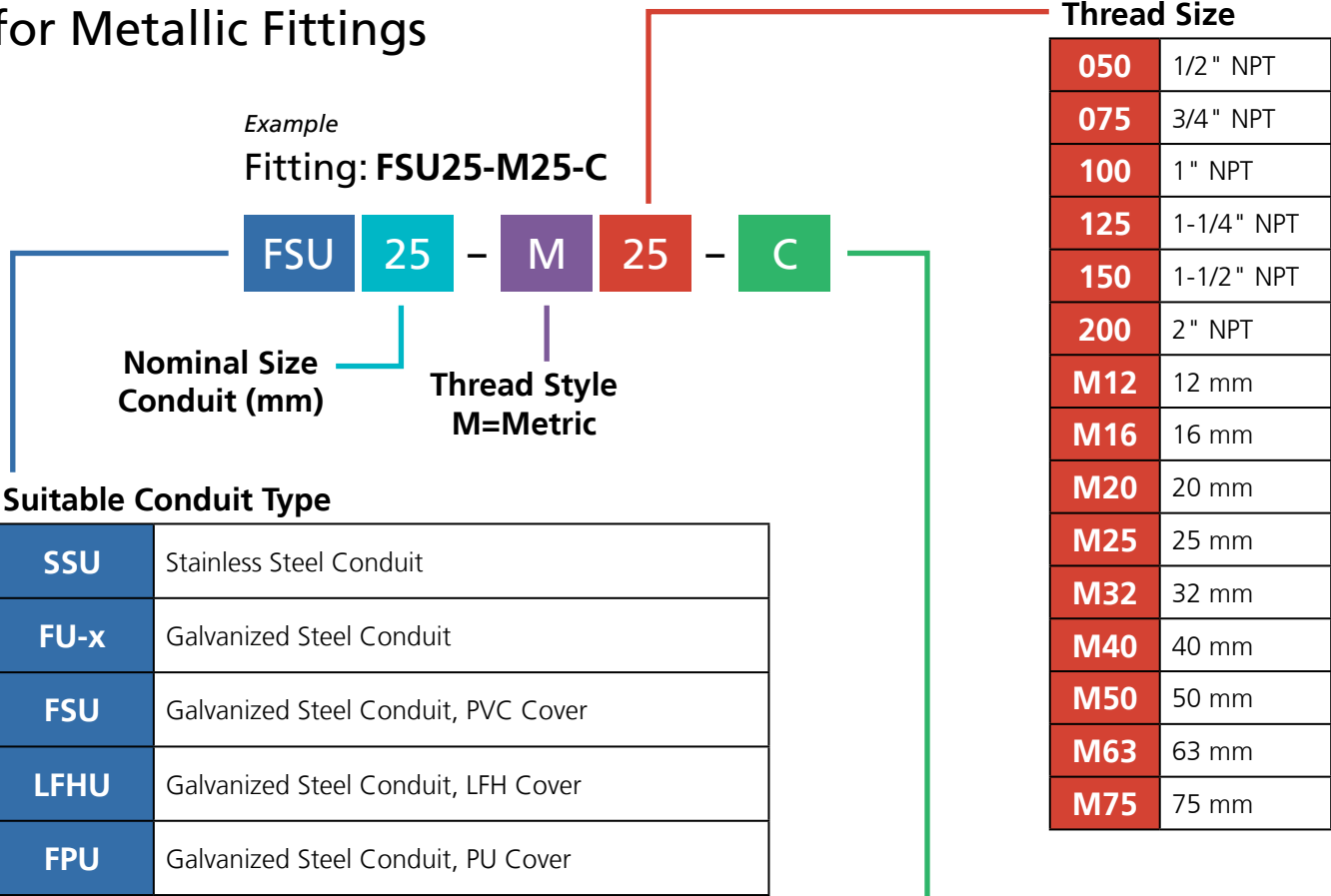
Color

B	Black
BU	Blue
G	Gray

HelaGuard Nomenclature for Metallic Fittings

Example

Fitting: **FSU25-M25-C**



Suitable Conduit Type

SSU	Stainless Steel Conduit
FU-x	Galvanized Steel Conduit
FSU	Galvanized Steel Conduit, PVC Cover
LFHU	Galvanized Steel Conduit, LFH Cover
FPU	Galvanized Steel Conduit, PU Cover
LTP	Liquid-Tight Galvanized Steel Conduit, PVC Cover
LTP LFH	Liquid-Tight Galvanized Steel Conduit, LFH Cover
LTP HC	Liquid-Tight Galvanized Steel Conduit, TPE-V Cover
LTP PU	Liquid-Tight Galvanized Steel Conduit, PU Cover
LTB RDP	Liquid-Tight Galvanized Steel Conduit, Braided Center, PVC Cover

Thread Size

050	1/2" NPT
075	3/4" NPT
100	1" NPT
125	1-1/4" NPT
150	1-1/2" NPT
200	2" NPT
M12	12 mm
M16	16 mm
M20	20 mm
M25	25 mm
M32	32 mm
M40	40 mm
M50	50 mm
M63	63 mm
M75	75 mm

Fitting Shape or Style

C	Compression Straight
C90	90 Elbow
C45	45 Elbow
CUL	UL Listed Straight
CUL90	UL Listed 90 Elbow
CUL45	UL Listed 45 Elbow
S	Swivel Straight
E	Encap Insert
M	Straight Fixed External
EXD	Straight Flameproof
EXD-90	90 Elbow Flameproof
EXD-45	45 Elbow Flameproof

Routing, Protection & Insulation

HelaGuard Metallic Conduit


Flexible Metallic Conduit

FU-x Galvanized Steel Conduit


An extra flexible, galvanized steel conduit used in tight or constrained spaces. FU-x series is a helically wound, non-UL rated metallic conduit used in applications that demand higher levels of movement, vibration and bending. Designed for use where an extra flexible metallic conduit is needed in machinery for protecting hydraulic or pneumatic hoses or in elevated temperature conditions. Use with FU-M Series Metallic Fittings for IP40 ratings.

Features and Benefits

- Inherently low fire hazard material can withstand extreme temperature conditions.
- Durable spiral metallic conduit provides extra flexibility along with a high degree of compression, tensile and impact strength.
- Provides ingress protection performance to IP40 when used with FU-M Style Fittings.
- Tight bend radius for use in installations requiring constant movement or vibration.



MATERIAL	Galvanized Steel (GS)
Operating Temperature	-148°F to +572°F (-100°C to +300°C)
Flammability	Self-Extinguishing (EN 613861)



PART NO.	Type	Nominal Size (Ø)		Outside Diameter Ø (OD)		Inside Diameter Ø (ID)		Inside Bend Radius		Color	Package Quantity per Reel	
		in.	(mm)	in.	(mm)	in.	(mm)	in.	(mm)		ft	(m)
166-90751	FU10-25M	1/4	(10.0)	0.36	(9.1)	0.27	(6.8)	0.98	(25.0)	Metal	82.0	(25.0)
166-90752	FU12-25M	5/16	(12.0)	0.52	(13.2)	0.39	(10.0)	1.18	(30.0)	Metal	82.0	(25.0)
166-90753	FU16-25M	3/8	(16.0)	0.65	(16.4)	0.51	(12.9)	1.57	(40.0)	Metal	82.0	(25.0)
166-90754	FU20-25M	1/2	(20.0)	0.81	(20.6)	0.66	(16.8)	1.77	(45.0)	Metal	82.0	(25.0)
166-90755	FU25-25M	3/4	(25.0)	0.97	(24.6)	0.82	(20.9)	2.17	(55.0)	Metal	82.0	(25.0)
166-90756	FU32-25M	1	(32.0)	1.26	(32.0)	1.09	(27.8)	2.76	(70.0)	Metal	82.0	(25.0)
166-90757	FU40-10M	1-1/4	(40.0)	1.67	(42.5)	1.47	(37.3)	3.15	(80.0)	Metal	32.8	(10.0)
166-90758	FU50-10M	1-1/2	(50.0)	2.09	(53.2)	1.89	(48.0)	3.54	(90.0)	Metal	32.8	(10.0)
166-90759	FU63-10M	2	(63.0)	2.46	(62.5)	2.24	(57.0)	4.53	(115.0)	Metal	32.8	(10.0)

Use Type for ordering and specification purposes.

Suitable for use with FU-x Series Fittings on page 52, and End Cap Inserts on page 75.

Flexible Metallic Conduit

SSU Stainless Steel Conduit

Highly flexible stainless steel conduit used in constrained spaces and highly corrosive environments. SSU Conduit is inherently low fire hazard, provides high mechanical strength and is anti-static. Designed for use where an extra flexible stainless steel conduit is needed in machinery, instrumentation and security within harsh environments or extreme temperature conditions. Use with FU-M Series Metallic Fittings for IP40 ingress ratings or FSU-E Conduit End Cap Inserts for a smooth entry point into conduit.

Features and Benefits

- Stainless steel construction is highly resistant to rust and corrosion.
- Inherently low fire hazard material can withstand extreme temperature conditions.
- Durable spiral metallic conduit provides extra flexibility along with a high degree of compression, tensile and impact strength.
- Provides ingress protection performance to IP40 when used with FU-M Style Fittings.
- Tight bend radius for use in installations requiring constant movement or vibration.



MATERIAL	Stainless Steel (SS316)
Operating Temperature	-148°F to +752°F (-100°C to +400°C)
Flammability	Self-Extinguishing



PART NO.	Type	Nominal Size (Ø)		Outside Diameter Ø (OD)		Inside Diameter Ø (ID)		Inside Bend Radius		Color	Package Quantity per Reel	
		in.	(mm)	in.	(mm)	in.	(mm)	in.	(mm)		ft	(m)
166-90831	SSU10-10M	1/4	(10)	0.36	(9.1)	0.27	(6.8)	0.98	(25)	Metal	32.8	(10.0)
166-90832	SSU10-25M	1/4	(10)	0.36	(9.1)	0.27	(6.8)	0.98	(25)	Metal	82.0	(25.0)
166-90833	SSU12-25M	5/16	(12)	0.48	(12.3)	0.39	(10.0)	1.97	(50)	Metal	82.0	(25.0)
166-90834	SSU16-10M	3/8	(16)	0.65	(16.4)	0.51	(12.9)	1.57	(40)	Metal	32.8	(10.0)
166-90835	SSU16-25M	3/8	(16)	0.65	(16.4)	0.51	(12.9)	1.57	(40)	Metal	82.0	(25.0)
166-90836	SSU20-25M	1/2	(20)	0.80	(20.4)	0.67	(16.9)	1.77	(45)	Metal	82.0	(25.0)
166-90837	SSU25-25M	3/4	(25)	0.96	(24.3)	0.82	(20.9)	2.17	(55)	Metal	82.0	(25.0)
166-90838	SSU32-25M	1	(32)	1.25	(31.7)	1.09	(27.8)	2.76	(70)	Metal	82.0	(25.0)
166-90839	SSU40-10M	1-1/4	(40)	1.66	(42.1)	1.47	(37.3)	3.15	(80)	Metal	32.8	(10.0)
166-90840	SSU50-10M	1-1/2	(50)	2.08	(52.8)	1.89	(48.0)	3.54	(90)	Metal	32.8	(10.0)

Use Type for ordering and specification purposes.

Contact HellermannTyton for stainless steel fitting selection.

Suitable for use with End Cap Inserts on page 75.

Routing, Protection & Insulation

HelaGuard Metallic Conduit

Fittings for FU-x Metallic Conduit

FU-M Fixed Thread Straight Compression Fitting, IP40

Two-part nickel-plated brass straight fitting with fixed external metric thread. Fitting comprised of shell and body suitable for knockout entries. For use with FU-x Flexible Metal Conduit.

Features and Benefits

- Nickel-plated brass compression fitting used with FU-x Series Flexible Metallic Conduit.
- Two-part fitting comprised of shell and body with external metric thread delivers IP40 ingress protection.
- Suitable for knockouts and secured with a metric threaded locknut.



MATERIAL	Nickel-plated Brass (NPB)
Operating Temperature	-58°F to +572°F (-50°C to +300°C)



PART NO.	Type	Nominal Size (Ø)		Clearance Hole (Ø)		Color	Package Quantity
		in.	(mm)	in.	(mm)		(pk)
166-90760	FU10-M12-M	1/4	(10.0)	0.22	(5.6)	Metal	10
166-90761	FU12-M16-M	5/16	(12.0)	0.33	(8.5)	Metal	10
166-90762	FU16-M16-M	3/8	(16.0)	0.45	(11.5)	Metal	10
166-90763	FU16-M20-M	3/8	(16.0)	0.45	(11.5)	Metal	10
166-90764	FU20-M20-M	1/2	(20.0)	0.60	(15.3)	Metal	10
166-90765	FU25-M25-M	3/4	(25.0)	0.75	(19.1)	Metal	10
166-90766	FU32-M32-M	1	(32.0)	1.03	(26.2)	Metal	2
166-90767	FU40-M40-M	1-1/4	(40.0)	1.36	(34.6)	Metal	2
166-90768	FU50-M50-M	1-1/2	(50.0)	1.76	(44.7)	Metal	1
166-90769	FU63-M63-M	2	(63.0)	2.13	(54.1)	Metal	1

Use Type for ordering and specification purposes.

Suitable for use with FU-x Series Conduit on page 50.

Flexible Metallic Conduit

FSU Galvanized Steel Conduit, PVC Cover

An extra-flexible, galvanized steel conduit with a smooth, oil-resistant PVC coating. FSU series is a spiral constructed, non-UL rated liquid-tight conduit used in applications that demand higher levels of movement, vibration and bending. Designed for use where an extra-flexible metallic conduit is needed as well as protection for wires against impact and exposure to oils and chemicals. Use with HelaGuard FSU Metallic Fittings for IP65 ratings.

Features and Benefits

- Durable spiral metallic conduit provides extra flexibility and delivers a high degree of compression strength and impact resistance.
- Smooth PVC cover resists oil and grease and will not crack under repeated bending.
- Provides ingress protection performance to IP65 when used with FSU-styled Fittings.
- Tight bend radius for use in installations that require constant movement or vibration.



MATERIAL	Galvanized Steel (GS) Polyvinylchloride (PVC)
Operating Temperature	+5°F to +158°F (-15°C to +70°C)
Flammability	Self-Extinguishing (EN 613861)



RoHS

PART NO.	Type	Nominal Size (Ø)		Outside Diameter Ø (OD)		Inside Diameter Ø (ID)		Inside Bend Radius		Color	Package Quantity per Reel	
		in.	(mm)	in.	(mm)	in.	(mm)	in.	(mm)		ft	(m)
166-90651	FSU12B-25M	5/16	(12.0)	0.55	(14.0)	0.40	(10.2)	1.18	(30.0)	Black	82.0	(25.0)
166-90652	FSU16B-25M	3/8	(16.0)	0.67	(17.0)	0.51	(13.0)	1.57	(40.0)	Black	82.0	(25.0)
166-90653	FSU20B-25M	1/2	(20.0)	0.85	(21.5)	0.67	(16.9)	1.77	(45.0)	Black	82.0	(25.0)
166-90654	FSU25B-25M	3/4	(25.0)	1.02	(26.0)	0.83	(21.1)	2.17	(55.0)	Black	82.0	(25.0)
166-90655	FSU32B-25M	1	(32.0)	1.34	(34.0)	1.11	(28.1)	2.36	(60.0)	Black	82.0	(25.0)
166-90656	FSU40B-25M	1-1/4	(40.0)	1.75	(44.5)	1.48	(37.6)	3.15	(80.0)	Black	82.0	(25.0)
166-90657	FSU50B-25M	1-1/2	(50.0)	2.16	(55.0)	1.91	(48.4)	3.54	(90.0)	Black	82.0	(25.0)
166-90658	FSU63B-10M	2	(63.0)	2.54	(64.5)	2.26	(57.5)	4.53	(115.0)	Black	32.8	(10.0)

Use Type for ordering and specification purposes.

Suitable for use with FSU Series Fittings on pages 56 to 60.

Routing, Protection & Insulation

HelaGuard Metallic Conduit

Flexible Metallic Conduit with Jacketed Covers

LFHU Galvanized Steel Conduit, Low Fire Hazard (LFH) Cover

An extra-flexible, galvanized steel conduit with a smooth, oil-resistant and low fire hazard coating. LFHU series is a spiral constructed, non-UL rated metallic conduit used in applications that demand higher levels of movement, bending and impact protection. Designed for applications within enclosed areas where limited smoke, low flame spread and low toxic gas emissions are required. Use with HelaGuard FSU Metallic Fittings for IP65 ratings.

Features and Benefits

- Durable spiral metallic conduit provides extra flexibility and delivers a high degree of compression strength and impact resistance.
- Smooth, low fire hazard cover resists oil and grease and will not crack under repeated bending.
- Provides ingress protection performance to IP65 when used with FSU-styled Fittings.
- Tight bend radius for use in installations requiring constant movement or vibration.
- Halogen-free.



MATERIAL	Galvanized Steel (GS) Polyolefin (PO)
Operating Temperature	-13°F to +194°F (-25°C to +90°C)
Flammability	Self-Extinguishing (EN 613861)



HF ✓

RoHS ✓

PART NO.	Type	Nominal Size (Ø)		Outside Diameter Ø (OD)		Inside Diameter Ø (ID)		Inside Bend Radius		Color	Package Quantity per Reel	
		in.	(mm)	in.	(mm)	in.	(mm)	in.	(mm)		ft	(m)
166-90659	LFHU16B-25M	3/8	(16.0)	0.67	(17.1)	0.51	(12.9)	1.57	(40.0)	Black	82.0	(25.0)
166-90660	LFHU20B-25M	1/2	(20.0)	0.85	(21.6)	0.66	(16.8)	1.77	(45.0)	Black	82.0	(25.0)
166-90661	LFHU25B-25M	3/4	(25.0)	1.02	(26.0)	0.82	(20.9)	2.17	(55.0)	Black	82.0	(25.0)
166-90662	LFHU32B-25M	1	(32.0)	1.34	(34.0)	1.09	(27.8)	2.36	(60.0)	Black	82.0	(25.0)
166-90663	LFHU40B-10M	1-1/4	(40.0)	1.74	(44.2)	1.47	(37.3)	3.15	(80.0)	Black	32.8	(10.0)
166-90664	LFHU50B-10M	1-1/2	(50.0)	2.17	(55.0)	1.89	(48.0)	3.54	(90.0)	Black	32.8	(10.0)
166-90665	LFHU63B-10M	2	(63.0)	2.54	(64.5)	2.24	(57.0)	4.53	(115.0)	Black	32.8	(10.0)

Use Type for ordering and specification purposes.

Suitable for use with FSU Series Fittings on pages 56 to 60.

Flexible Metallic Conduit with Jacketed Cover

FPU Galvanized Steel Conduit, Polyurethane (PU) Cover

An extra flexible, galvanized steel conduit with a smooth, oil-resistant and halogen-free polyether + polyurethane coating. FPU series is a spiral constructed, non-UL rated metallic conduit used in applications that demand higher levels of bending and impact protection. Designed for low-temperature applications where mechanical strength and halogen-free materials are required. Use with HelaGuard FSU Metallic Fittings for IP65 performance.

Features and Benefits

- Durable spiral metallic conduit provides extra flexibility and delivers a high degree of compression strength and impact resistance.
- Polyurethane cover provides high abrasion resistance and performance in low-temperature applications.
- Provides ingress protection performance to IP65 when used with FSU-styled Fittings.
- Low fire hazard cover rated UL 94 V-0.
- Halogen-free.



MATERIAL	Galvanized Steel (GS) Polyurethane (PU)
Operating Temperature	-40°F to +212°F (-40°C to +100°C)
Flammability	UL 94 V-0

HF ✓

RoHS ✓



PART NO.	Type	Nominal Size (Ø)		Outside Diameter Ø (OD)		Inside Diameter Ø (ID)		Inside Bend Radius		Color	Package Quantity per Reel	
		in.	(mm)	in.	(mm)	in.	(mm)	in.	(mm)		ft	(m)
166-90670	FPU16B-25M	3/8	(16.0)	0.67	(17.0)	0.51	(13.0)	1.57	(40.0)	Black	82.0	(25.0)
166-90671	FPU20B-25M	1/2	(20.0)	0.85	(21.5)	0.67	(16.9)	1.77	(45.0)	Black	82.0	(25.0)
166-90672	FPU25B-25M	3/4	(25.0)	1.02	(26.0)	0.83	(21.1)	2.17	(55.0)	Black	82.0	(25.0)
166-90673	FPU32B-25M	1	(32.0)	1.34	(34.0)	1.11	(28.1)	2.36	(60.0)	Black	82.0	(25.0)
166-90674	FPU40B-10M	1-1/4	(40.0)	1.75	(44.5)	1.48	(37.6)	3.15	(80.0)	Black	32.8	(10.0)
166-90675	FPU50B-10M	1-1/2	(50.0)	2.16	(55.0)	1.91	(48.4)	3.54	(90.0)	Black	32.8	(10.0)
166-90676	FPU63B-10M	2	(63.0)	2.54	(64.5)	2.26	(57.5)	4.53	(115.0)	Black	32.8	(10.0)
166-90677	FPU16BU-25M	3/8	(16.0)	0.67	(17.0)	0.51	(13.0)	1.57	(40.0)	Blue	82.0	(25.0)
166-90678	FPU20BU-25M	1/2	(20.0)	0.85	(21.5)	0.67	(16.9)	1.77	(45.0)	Blue	82.0	(25.0)
166-90679	FPU25BU-25M	3/4	(25.0)	1.02	(26.0)	0.83	(21.1)	2.17	(55.0)	Blue	82.0	(25.0)
166-90680	FPU32BU-25M	1	(32.0)	1.34	(34.0)	1.11	(28.1)	2.36	(60.0)	Blue	82.0	(25.0)
166-90681	FPU40BU-10M	1-1/4	(40.0)	1.75	(44.5)	1.48	(37.6)	3.15	(80.0)	Blue	32.8	(10.0)
166-90682	FPU50BU-10M	1-1/2	(50.0)	2.16	(55.0)	1.91	(48.4)	3.54	(90.0)	Blue	32.8	(10.0)
166-90683	FPU63BU-10M	2	(63.0)	2.54	(64.5)	2.26	(57.5)	4.53	(115.0)	Blue	32.8	(10.0)

Use Type for ordering and specification purposes.

Suitable for use with FSU Series Fittings on pages 56 to 60.

Routing, Protection & Insulation

HelaGuard Metallic Conduit

Fittings for FSU Metallic Conduit with Jacketed Cover

FSU-C Fixed Thread Straight Compression Fitting, IP65

Multipart straight compression fitting with fixed external thread pattern suitable for threaded or knockout entries. Constructed with nickel-plated brass components that resist corrosion and ensure high mechanical strength and electrical continuity. Fitting comprised of body, nut, grounding ferrule and nylon compression seal. For use with FSU, FPU, and LFHU Flexible Metal Conduit.

Features and Benefits

- Nickel-plated brass compression fitting used with FSU, LFHU and FPU flexible metallic conduit.
- Fitting includes elastomeric sealing washer for IP65 ingress protection.
- Suitable for knockouts or NPT / metric threaded entries as fitting rotates until tightened.



MATERIAL	Nickel-plated Brass (NPB) Polyamide 6 (PA6)
Operating Temperature	-58°F to +275°F (-50°C to +135°C)



PART NO.	Type	Nominal Size (Ø)		Clearance Hole (Ø)		Color	Package Quantity
		in.	(mm)	in.	(mm)		(pk)
166-90534	FSU16-050-C	3/8	(16.0)	0.42	(10.7)	Metal	10
166-90535	FSU20-050-C	1/2	(20.0)	0.57	(14.5)	Metal	10
166-90536	FSU25-075-C	3/4	(25.0)	0.71	(18.0)	Metal	10
166-90537	FSU32-100-C	1	(32.0)	0.97	(24.6)	Metal	2
166-90772	FSU12-M16-C	5/16	(12.0)	0.34	(8.6)	Metal	10
166-90538	FSU16-M16-C	3/8	(16.0)	0.45	(11.5)	Metal	10
166-90539	FSU16-M20-C	3/8	(16.0)	0.45	(11.5)	Metal	10
166-90540	FSU20-M20-C	1/2	(20.0)	0.60	(15.3)	Metal	10
166-90541	FSU25-M25-C	3/4	(25.0)	0.75	(19.1)	Metal	10
166-90542	FSU32-M32-C	1	(32.0)	1.02	(26.0)	Metal	2
166-90543	FSU40-M40-C	1-1/4	(40.0)	1.36	(34.6)	Metal	2
166-90544	FSU50-M50-C	1-1/2	(50.0)	1.76	(44.7)	Metal	1
166-90545	FSU63-M63-C	2	(63.0)	2.13	(54.0)	Metal	1
166-90546	FSU75-M75-C	2-3/4	(75.0)	2.61	(66.4)	Metal	1

Use Type for ordering and specification purposes.

Suitable for use with FSU, FPU and LFHU Conduit on pages 53 to 55.

Fittings for FSU Metallic Conduit with Jacketed Cover

FSU-C90 Fixed Thread 90-Degree Elbow Compression Fitting, IP65

Multipart 90 degree elbow compression fitting with fixed external metric thread pattern suitable for threaded or knockout entries. Constructed with nickel-plated brass components that resist corrosion and ensure high mechanical strength and electrical continuity. Fitting comprised of body, nut, grounding ferrule and nylon compression seal. For use with FSU, FPU, and LFHU Flexible Metal Conduit.

Features and Benefits

- Nickel-plated brass compression fitting used with FSU, LFHU and FPU Flexible Metallic Conduit.
- Fitting includes elastomeric sealing washer for IP65 ingress protection.
- Suitable for knockouts or metric threaded entries.



MATERIAL	Nickel-plated Brass (NPB) Polyamide 6 (PA6)
Operating Temperature	-58°F to +275°F (-50°C to +135°C)



PART NO.	Type	Nominal Size (Ø)		Clearance Hole (Ø)		Color	Package Quantity
		in.	(mm)	in.	(mm)		(pk)
166-90771	FSU12-M16-C90	5/16	(12.0)	0.34	(8.6)	Metal	10
166-90512	FSU16-M16-C90	3/8	(16.0)	0.45	(11.5)	Metal	10
166-90513	FSU16-M20-C90	3/8	(16.0)	0.45	(11.5)	Metal	10
166-90514	FSU20-M20-C90	1/2	(20.0)	0.60	(15.3)	Metal	10
166-90515	FSU25-M25-C90	3/4	(25.0)	0.75	(19.1)	Metal	10
166-90516	FSU32-M32-C90	1	(32.0)	1.02	(26.0)	Metal	2

Use Type for ordering and specification purposes.

Suitable for use with FSU, FPU and LFHU Conduit on pages 53 to 55.

Routing, Protection & Insulation

HelaGuard Metallic Conduit

Fittings for FSU Metallic Conduit with Jacketed Cover

FSU-C-S Swivel Thread Straight Compression Fitting, IP65

Two-part nickel-plated brass straight fitting with swivel external metric thread. Fitting comprised of shell and body suitable for knockout or threaded metric entries. For use with FSU, FPU, and LFHU Flexible Metal Conduit.

Features and Benefits

- Nickel-plated brass compression fitting used with FSU, LFHU and FPU Flexible Metallic Conduit.
- Two-part swivel fitting comprised of shell, body and elastomer seal delivers IP65 ingress protection.
- External thread swivels about main body even after tightening.



MATERIAL	Nickel-plated Brass (NPB)
Operating Temperature	-58°F to +275°F (-50°C to +135°C)



PART NO.	Type	Nominal Size (Ø)		Clearance Hole (Ø)		Color	Package Quantity
		in.	(mm)	in.	(mm)		(pk)
166-90770	FSU12-M16-C-S	5/16	(12.0)	0.34	(8.6)	Metal	10
166-90507	FSU16-M16-C-S	3/8	(16.0)	0.45	(11.5)	Metal	10
166-90508	FSU16-M20-C-S	3/8	(16.0)	0.45	(11.5)	Metal	10
166-90509	FSU20-M20-C-S	1/2	(20.0)	0.60	(15.3)	Metal	10
166-90510	FSU25-M25-C-S	3/4	(25.0)	0.75	(19.1)	Metal	10
166-90511	FSU32-M32-C-S	1	(32.0)	1.02	(26.0)	Metal	2

Use Type for ordering and specification purposes.

Suitable for use with FSU, FPU and LFHU Conduit on pages 53 to 55.

Fittings for FSU Metallic Conduit with Jacketed Cover

FSU-M Fixed Thread Straight Compression Fitting, IP54

Two-part nickel-plated brass straight fitting with fixed external metric thread. Fitting comprised of shell and body suitable for knockout entries. For use with FSU, FPU and LFHU Flexible Metal Conduit.

Features and Benefits

- Nickel-plated brass compression fitting used with FSU, LFHU and FPU Flexible Metallic Conduit.
- Two-part fitting comprised of shell and body with external metric thread delivers IP54 ingress protection.
- Suitable for knockouts and secured with a metric threaded locknut.



MATERIAL	Nickel-plated Brass (NPB)
Operating Temperature	-58°F to +572°F (-50°C to +300°C)

PART NO.	Type	Nominal Size (Ø)		Clearance Hole (Ø)		Color	Package Quantity
		in.	(mm)	in.	(mm)		(pk)
166-90773	FSU12-M16-M	5/16	(12.0)	0.34	(8.5)	Metal	10
166-90547	FSU16-M16-M	3/8	(16.0)	0.45	(11.5)	Metal	10
166-90548	FSU16-M20-M	3/8	(16.0)	0.45	(11.5)	Metal	10
166-90549	FSU20-M20-M	1/2	(20.0)	0.60	(15.3)	Metal	10
166-90550	FSU25-M25-M	3/4	(25.0)	0.75	(19.1)	Metal	10
166-90551	FSU32-M32-M	1	(32.0)	1.03	(26.2)	Metal	2
166-90552	FSU40-M40-M	1-1/4	(40.0)	1.36	(34.6)	Metal	2
166-90553	FSU50-M50-M	1-1/2	(50.0)	1.76	(44.7)	Metal	1
166-90554	FSU63-M63-M	2	(63.0)	2.15	(54.5)	Metal	1
166-90555	FSU75-M75-M	2-3/4	(75.0)	2.62	(66.5)	Metal	1

Use Type for ordering and specification purposes.

Suitable for use with FSU, FPU and LFHU Conduit on pages 53 to 55.

Routing, Protection & Insulation

HelaGuard Metallic Conduit

Metallic Conduit End Cap Insert

FSU-E Metallic Conduit End Cap

Nickel-plated brass End Cap Insert creates a smooth bore exit, protecting cables from damage. Twist-in ferrule serves as grounding core for spiral-constructed metallic conduit. Use with FSU, LFHU, FPU, SSU and FU-X Series Metallic Conduit.

Features and Benefits

- Single-part insert creates smooth entry / exit point for wire and cables.



MATERIAL	Nickel-plated Brass (NPB)
Operating Temperature	-148°F to +572°F (-100°C to +300°C)



PART NO.	Type	Nominal Size (Ø)		Color	Package Quantity
		in.	(mm)		(pk)
166-90841	FSU10-E	1/4	(10)	Metal	10
166-90842	FSU12-E	5/16	(12)	Metal	10
166-90843	FSU16-E	3/8	(16)	Metal	10
166-90844	FSU20-E	1/2	(20)	Metal	10
166-90845	FSU25-E	3/4	(25)	Metal	10
166-90846	FSU32-E	1	(32)	Metal	2
166-90847	FSU40-E	1-1/4	(40)	Metal	2
166-90848	FSU50-E	1-1/2	(50)	Metal	2

Use Type for ordering and specification purposes.

Suitable for use with FSU, FPU and LFHU Conduit on pages 53 to 55.

Flexible Metallic Conduit with Liquid-Tight Jacketed Cover

LTP Galvanized Steel Conduit, PVC Cover

Flexible, liquid-tight galvanized steel conduit with a smooth, oil-resistant PVC coating. LTP series is a general purpose, non-UL rated liquid-tight conduit used in applications that require movement, vibration and bending. Use with LTP or LTPUL Series Metallic Fittings for IP66 + IP67 + IP68 + IP69 ratings. Designed for applications where a UL Listing or CSA certification is not required but a need still exists for a flexible metal conduit to protect wires against impact and exposure to oils and chemicals. May be used in hazardous locations when accompanied with LTPUL or EXD Metallic Fittings.

Features and Benefits

- Flexible metallic conduit provides liquid-tight performance to IP66 + IP67 + IP68 + IP69 when used with LTP or LTPUL Series Fittings.
- Helically wound (spiral) galvanized steel core with an interlocking design delivers high degree of compression strength and impact resistance.
- Smooth PVC cover resists oil and grease and will not wrinkle when conduit is bent; also resistant to acids.
- UV-resistant (black), suitable for outdoor use.
- Manufactured to UL 360 requirements.



MATERIAL	Galvanized Steel (GS) Polyvinylchloride (PVC)
Operating Temperature	-4°F to +221°F (-20°C to +105°C)
Flammability	Self-Extinguishing (EN 613861)



RoHS ✓

PART NO.	Type	Nominal Size (Ø)		Outside Diameter Ø (OD)		Inside Diameter Ø (ID)		Inside Bend Radius		Color	Package Quantity per Reel	
		in.	(mm)	in.	(mm)	in.	(mm)	in.	(mm)		ft	(m)
166-90378	LTP10B-50M	1/4	(10.0)	0.46	(11.8)	0.28	(7.0)	1.38	(35.0)	Black	164.0	(50.0)
166-90379	LTP12B-50M	5/16	(12.0)	0.56	(14.2)	0.39	(10.0)	1.57	(40.0)	Black	164.0	(50.0)
166-90380	LTP16B-25M	3/8	(16.0)	0.70	(17.8)	0.50	(12.6)	1.77	(45.0)	Black	82.0	(25.0)
166-90381	LTP20B-25M	1/2	(20.0)	0.83	(21.1)	0.63	(16.0)	2.56	(65.0)	Black	82.0	(25.0)
166-90382	LTP25B-25M	3/4	(25.0)	1.04	(26.4)	0.83	(21.0)	3.94	(100.0)	Black	82.0	(25.0)
166-90383	LTP32B-25M	1	(32.0)	1.30	(33.1)	1.04	(26.5)	5.31	(135.0)	Black	82.0	(25.0)
166-90384	LTP40B-10M	1-1/4	(40.0)	1.65	(41.8)	1.39	(35.4)	6.89	(175.0)	Black	32.8	(10.0)
166-90385	LTP50B-10M	1-1/2	(50.0)	1.89	(47.9)	1.59	(40.4)	9.05	(230.0)	Black	32.8	(10.0)
166-90386	LTP63B-10M	2	(63.0)	2.35	(59.7)	2.03	(51.6)	11.02	(280.0)	Black	32.8	(10.0)
166-90387	LTP16G-25M	3/8	(16.0)	0.70	(17.8)	0.50	(12.6)	1.77	(45.0)	Gray	82.0	(25.0)
166-90388	LTP20G-25M	1/2	(20.0)	0.83	(21.1)	0.63	(16.0)	2.56	(65.0)	Gray	82.0	(25.0)
166-90389	LTP25G-25M	3/4	(25.0)	1.04	(26.4)	0.83	(21.0)	3.94	(100.0)	Gray	82.0	(25.0)
166-90390	LTP32G-25M	1	(32.0)	1.30	(33.1)	1.04	(26.5)	5.31	(135.0)	Gray	82.0	(25.0)
166-90391	LTP40G-10M	1-1/4	(40.0)	1.65	(41.8)	1.39	(35.4)	6.89	(175.0)	Gray	32.8	(10.0)
166-90392	LTP50G-10M	1-1/2	(50.0)	1.89	(47.9)	1.59	(40.4)	9.05	(230.0)	Gray	32.8	(10.0)

Use Type for ordering and specification purposes.

Suitable LTP Series Fittings found on pages 66 to 70, 75 and EXD Style Fittings on pages 77 to 80.

Routing, Protection & Insulation

HelaGuard Metallic Conduit

Flexible Metallic Conduit with Liquid-Tight Jacketed Cover

LTP Galvanized Steel Conduit, Low Fire Hazard (LFH) Cover

Flexible, liquid-tight galvanized steel conduit with a smooth, oil-resistant and low fire hazard cover. LTPLFH series is a general purpose, non-UL rated liquid-tight conduit used in applications that require movement, vibration and bending. Designed for applications within enclosed areas where limited smoke, low flame spread and low toxic gas emissions are required. Use with HelaGuard LTP or LTPUL Metallic Compression Fittings for IP66 + IP67 + IP68 + IP69 ratings. May be used in hazardous locations when accompanied with LTPUL or EXD Metallic Fittings.

Features and Benefits

- Flexible metallic conduit provides liquid-tight performance to IP66 + IP67 + IP68 + IP69 when used with LTP or LTPUL Fittings.
- Helically wound (spiral) galvanized steel core with an interlocking design delivers high degree of compression strength and impact resistance.
- Smooth LFH cover resists oil and grease and possesses low fire hazard characteristics.
- UV-resistant (black), suitable for outdoor use.
- Halogen-free.
- Manufactured to UL 360 requirements.



MATERIAL	Galvanized Steel (GS) Polyolefin (PO)
Operating Temperature	-13°F to +194°F (-25°C to +90°C)
Flammability	Self-Extinguishing (EN 613861)



PART NO.	Type	Nominal Size (Ø)		Outside Diameter Ø (OD)		Inside Diameter Ø (ID)		Inside Bend Radius		Color	Package Quantity per Reel	
		in.	(mm)	in.	(mm)	in.	(mm)	in.	(mm)		ft	(m)
166-90703	LTPLFH16B-25M	3/8	(16.0)	0.70	(17.8)	0.50	(12.6)	2.36	(60.0)	Black	82.0	(25.0)
166-90704	LTPLFH20B-25M	1/2	(20.0)	0.83	(21.1)	0.63	(16.0)	3.94	(100.0)	Black	82.0	(25.0)
166-90705	LTPLFH25B-25M	3/4	(25.0)	1.04	(26.4)	0.83	(21.0)	5.12	(130.0)	Black	82.0	(25.0)
166-90706	LTPLFH32B-10M	1	(32.0)	1.30	(33.1)	1.04	(26.5)	7.09	(180.0)	Black	32.8	(10.0)

Use Type for ordering and specification purposes.

Suitable LTP Series Fittings found on pages 66 to 70, 75 and EXD Style Fittings on pages 77 to 80.

Flexible Metallic Conduit with Liquid-Tight Jacketed Cover

LTP Galvanized Steel Conduit, Thermoplastic (TPE-V) Cover

Flexible, liquid-tight galvanized steel conduit with a smooth, halogen-free thermoplastic elastomer coating. LTPHC series is ideal for machinery or outdoor applications where extreme temperatures exist and liquid-tight performance is a requirement. Use with HelaGuard LTP or LTPUL Metallic Fittings for IP66 + IP67 + IP68 + IP69 ratings. May be used in hazardous locations when accompanied with LTPUL or EXD Metallic Fittings.

Features and Benefits

- Flexible metallic conduit provides liquid-tight performance to IP66 + IP67 + IP68 + IP69 when used with LTP or LTPUL Fittings.
- Helically wound (spiral) galvanized steel core with an interlocking design delivers high degree of compression strength and impact resistance.
- Smooth thermoplastic TPE-V rubber protects against corrosion; remains flexible at low and high temperatures.
- UV-resistant (black), suitable for outdoor use.
- Manufactured to UL 360 requirements.
- Halogen-free.



MATERIAL	Galvanized Steel (GS) Thermoplastic Rubber (TPE-V)
Operating Temperature	-76°F to +302°F (-60°C to +150°C)
Flammability	Self-Extinguishing (EN 613861)



PART NO.	Type	Nominal Size (Ø)		Outside Diameter Ø (OD)		Inside Diameter Ø (ID)		Inside Bend Radius		Color	Package Quantity per Reel	
		in.	(mm)	in.	(mm)	in.	(mm)	in.	(mm)		ft	(m)
166-90707	LTPHC16B-25M	3/8	(16.0)	0.70	(17.8)	0.50	(12.6)	1.77	(45.0)	Black	82.0	(25.0)
166-90708	LTPHC20B-25M	1/2	(20.0)	0.83	(21.1)	0.63	(16.0)	2.56	(65.0)	Black	82.0	(25.0)
166-90709	LTPHC25B-25M	3/4	(25.0)	1.04	(26.4)	0.83	(21.0)	3.94	(100.0)	Black	82.0	(25.0)
166-90710	LTPHC32B-25M	1	(32.0)	1.30	(33.1)	1.04	(26.5)	5.31	(135.0)	Black	82.0	(25.0)
166-90711	LTPHC40B-10M	1-1/4	(40.0)	1.65	(41.8)	1.39	(35.4)	6.89	(175.0)	Black	32.8	(10.0)
166-90712	LTPHC50B-10M	1-1/2	(50.0)	1.89	(47.9)	1.59	(40.4)	9.05	(230.0)	Black	32.8	(10.0)

Use Type for ordering and specification purposes.

Suitable LTP Series Fittings found on pages 66 to 70, 75 and EXD Style Fittings on pages 77 to 80.

Routing, Protection & Insulation

HelaGuard Metallic Conduit

Flexible Metallic Conduit with Liquid-Tight Jacketed Cover

LTP Galvanized Steel Conduit, Polyurethane (PU) Cover

Flexible, liquid-tight galvanized steel conduit with a smooth, oil-resistant polyurethane coating. LTPPU series is a halogen-free conduit designed for low-temperature performance, and has excellent flame retardation, limited smoke and low toxicity properties. Use with LTP or LTPUL Series Metallic Fittings for IP66 + IP67 + IP68 + IP69 ratings. May be used in hazardous locations when accompanied with LTPUL or EXD Metallic Fittings.

Features and Benefits

- Flexible metallic conduit provides liquid-tight performance to IP66 + IP67 + IP68 + IP69 when used with LTP or LTPUL Fittings.
- Helically wound (spiral) galvanized steel core with an interlocking design delivers high degree of compression strength and impact resistance.
- Polyurethane cover resists oil and will not crack or breakdown in low-temperature applications.
- Low fire hazard cover rated UL 94 V-0.
- Manufactured to UL 360 size requirements.
- Halogen-free.



MATERIAL	Galvanized Steel (GS) Polyurethane (PU)
Operating Temperature	-40°F to +212°F (-40°C to +100°C)
Flammability	UL 94 V-0



PART NO.	Type	Nominal Size (Ø)		Outside Diameter Ø (OD)		Inside Diameter Ø (ID)		Inside Bend Radius		Color	Package Quantity per Reel	
		in.	(mm)	in.	(mm)	in.	(mm)	in.	(mm)		ft	(m)
166-90714	LTPPU12B-25M	5/16	(12.0)	0.56	(14.2)	0.39	(10.0)	1.57	(40.0)	Black	82.0	(25.0)
166-90715	LTPPU16B-25M	3/8	(16.0)	0.70	(17.8)	0.50	(12.6)	1.77	(45.0)	Black	82.0	(25.0)
166-90716	LTPPU20B-25M	1/2	(20.0)	0.83	(21.1)	0.63	(16.0)	2.56	(65.0)	Black	82.0	(25.0)
166-90717	LTPPU25B-25M	3/4	(25.0)	1.04	(26.4)	0.83	(21.0)	3.94	(100.0)	Black	82.0	(25.0)
166-90718	LTPPU32B-25M	1	(32.0)	1.30	(33.1)	1.04	(26.5)	5.31	(135.0)	Black	82.0	(25.0)
166-90719	LTPPU40B-10M	1-1/4	(40.0)	1.65	(41.8)	1.39	(35.4)	6.89	(175.0)	Black	32.8	(10.0)
166-90720	LTPPU50B-10M	1-1/2	(50.0)	1.89	(47.9)	1.59	(40.4)	9.05	(230.0)	Black	32.8	(10.0)
166-90721	LTPPU63B-10M	2	(63.0)	2.35	(59.7)	2.03	(51.6)	11.02	(280.0)	Black	32.8	(10.0)
166-90723	LTPPU16BU-25M	3/8	(16.0)	0.70	(17.8)	0.50	(12.6)	1.77	(45.0)	Blue	82.0	(25.0)
166-90724	LTPPU20BU-25M	1/2	(20.0)	0.83	(21.1)	0.63	(16.0)	2.56	(65.0)	Blue	82.0	(25.0)
166-90725	LTPPU25BU-25M	3/4	(25.0)	1.04	(26.4)	0.83	(21.0)	3.94	(100.0)	Blue	82.0	(25.0)
166-90726	LTPPU32BU-25M	1	(32.0)	1.30	(33.1)	1.04	(26.5)	5.31	(135.0)	Blue	82.0	(25.0)
166-90728	LTPPU50BU-10M	1-1/4	(50.0)	1.89	(47.9)	1.59	(40.4)	9.05	(230.0)	Blue	32.8	(10.0)

Use Type for ordering and specification purposes.

Suitable LTP Series Fittings found on pages 66 to 70, 75 and EXD Style Fittings on pages 77 to 80.

Flexible Overbraided Metallic Conduit with Liquid-Tight Jacketed Cover

LTP Galvanized Steel Conduit, Overbraided Center and PVC Cover

Flexible, liquid-tight galvanized steel conduit with a smooth, oil-resistant PVC coating and galvanized steel middle braid. LTBRDP Series Conduit is designed for liquid-tight applications where a high degree of corrosion resistance is required along with EMC screening. Use with HelaGuard LTP or LTPUL Series Metallic Fittings for IP66 + IP67 + IP68 + IP69 ratings.

Features and Benefits

- Flexible metallic conduit provides liquid-tight performance to IP66 + IP67 + IP68 + IP69 when used with LTP or LTPUL Fittings.
- Helically wound (spiral) galvanized steel core with an interlocking design delivers high degree of compression strength and impact resistance.
- Smooth PVC cover resists oil and grease and will not wrinkle or crack when conduit is bent; also provides corrosion resistance.
- Center layer of galvanized steel overbraid provides EMC screening 60dB @ 1MHz.
- Manufactured to UL 360 requirements.



MATERIAL	Galvanized Steel (GS) Polyvinylchloride (PVC)
Operating Temperature	-4°F to +221°F (-20°C to +105°C)
Flammability	Self-Extinguishing (EN 613861)



PART NO.	Type	Nominal Size (Ø)		Outside Diameter Ø (OD)		Inside Diameter Ø (ID)		Inside Bend Radius		Color	Package Quantity per Reel	
		in.	(mm)	in.	(mm)	in.	(mm)	in.	(mm)		ft	(m)
166-90730	LTBRDP20B-25M	1/2	(20.0)	0.83	(21.1)	0.63	(16.0)	2.56	(65.0)	Black	82.0	(25.0)
166-90731	LTBRDP25B-25M	3/4	(25.0)	1.04	(26.4)	0.83	(21.0)	3.94	(100.0)	Black	82.0	(25.0)
166-90732	LTBRDP32B-25M	1	(32.0)	1.30	(33.1)	1.04	(26.5)	4.72	(120.0)	Black	82.0	(25.0)
166-90733	LTBRDP40B-10M	1-1/4	(40.0)	1.65	(41.8)	1.39	(35.4)	5.51	(140.0)	Black	32.8	(10.0)
166-90734	LTBRDP50B-10M	1-1/2	(50.0)	1.89	(47.9)	1.59	(40.4)	7.09	(180.0)	Black	32.8	(10.0)

Use Type for ordering and specification purposes.

Suitable LTP Series Fittings found on pages 66 to 70, 75 and EXD Style Fittings on pages 77 to 80.

Routing, Protection & Insulation

HelaGuard Metallic Conduit

Fittings for LTP Metallic Conduit with Liquid-Tight Cover

LTP-C Fixed Straight Compression Fitting, IP68

Multipart Straight Compression Fitting with fixed external NPT or metric threads for liquid-tight performance. Metric-threaded fittings supplied with insulated throat, which protects conductors from mechanical damage caused by vibration. Constructed with nickel-plated brass components that resist corrosion and ensure high mechanical strength and electrical continuity. UL Listed and suitable for hazardous locations as defined by NEC Article 501. Fitting comprised of body, nut, grounding ferrule and nylon compression seal. For use with LTP Series Liquid-Tight Metallic Conduit.

Features and Benefits

- UL Listed to UL 514B standards.
- Multipart compression fitting includes nylon seal for ingress protection ratings to IP66 + IP67 + IP68 + IP69.
- Durable nickel-plated brass material provides high mechanical strength and resistance to oil and corrosion.
- Suitable for knockouts or NPT / metric threaded entries.
- Interchangeable with all LTP Series Liquid-Tight Metallic Conduit made to UL 360 sizes.
- Suitable for use in hazardous locations as per NEC Article 501 (B)(2): Class I, Division 2; Article 502 (A)(2) & (B)(2) Class II, Division 1 and 2; and Article 503 (A)(3) & (B)(3) Class III, Divisions 1 and 2.



MATERIAL	Nickel-plated Brass (NPB) Polyamide 6 (PA6)
Operating Temperature	-58°F to +275°F (-50°C to +135°C)



PART NO.	Type	Nominal Size (Ø)		Clearance Hole (Ø)		Color	Package Quantity
		in.	(mm)	in.	(mm)		(pk)
166-90398	LTP16-050-CUL	3/8	(16.0)	0.42	(10.7)	Metal	10
166-90399	LTP20-050-CUL	1/2	(20.0)	0.57	(14.5)	Metal	10
166-90400	LTP25-075-CUL	3/4	(25.0)	0.71	(18.0)	Metal	10
166-90401	LTP32-100-CUL	1	(32.0)	0.97	(24.6)	Metal	2
166-90402	LTP40-125-CUL	1-1/4	(40.0)	1.29	(32.7)	Metal	1
166-90403	LTP50-150-CUL	1-1/2	(50.0)	1.48	(37.7)	Metal	1
166-90404	LTP63-200-CUL	2	(63.0)	1.93	(49.0)	Metal	1
166-90394	LTP10-M12-C	1/4	(10.0)	0.22	(5.6)	Metal	10
166-90395	LTP10-M16-C	1/4	(10.0)	0.22	(5.6)	Metal	10
166-90396	LTP12-M16-C	5/16	(12.0)	0.34	(8.6)	Metal	10
166-90397	LTP16-M16-C	3/8	(16.0)	0.42	(10.7)	Metal	10
166-90608	LTP16-M20-CUL	3/8	(16.0)	0.42	(10.7)	Metal	10
166-90609	LTP20-M20-CUL	1/2	(20.0)	0.57	(14.5)	Metal	10
166-90610	LTP25-M25-CUL	3/4	(25.0)	0.71	(18.0)	Metal	10
166-90611	LTP32-M32-CUL	1	(32.0)	0.97	(24.6)	Metal	2
166-90612	LTP40-M40-CUL	1-1/4	(40.0)	1.29	(32.7)	Metal	1
166-90613	LTP50-M50-CUL	1-1/2	(50.0)	1.48	(37.7)	Metal	1
166-90778	LTP63-M63-CUL	2	(63.0)	1.93	(49.0)	Metal	1

Use Type for ordering and specification purposes.

Suitable for use with LTP, LTPLFH, LTPHC, LTPPU, and LTBRDP Conduit on pages 61 to 65.



Fittings for LTP Metallic Conduit with Liquid-Tight Cover

LTP-C90 Fixed Thread 90-Degree Elbow Compression Fitting, IP68

Multipart 90 Elbow Compression Fitting with fixed external metric threads for liquid-tight performance. Metric-threaded fittings supplied with insulated throat, which protects conductors from mechanical damage caused by vibration. Constructed with nickel-plated brass components that resist corrosion and ensure high mechanical strength and electrical continuity. Metric thread is UL Listed and suitable for hazardous locations as defined by NEC Article 501. Fitting comprised of body, nut, grounding ferrule and nylon compression seal. For use with LTP Series Liquid-Tight Metallic Conduit.

Features and Benefits

- UL Listed to UL 514B standards.
- Multipart compression fitting includes nylon seal for ingress protection ratings to IP66 + IP67 + IP68 + IP69.
- Durable nickel-plated brass material provides high mechanical strength and resistance to oil and corrosion.
- Suitable for knockouts or metric threaded entries.
- Interchangeable with all LTP Series Liquid-Tight Metallic Conduit made to UL 360 sizes.
- Suitable for use in hazardous locations as per NEC Article 501 (B)(2): Class I, Division 2; Article 502 (A)(2) & (B)(2) Class II, Division 1 and 2; and Article 503 (A)(3) & (B)(3) Class III, Divisions 1 and 2.



MATERIAL	Nickel-plated Brass (NPB) Polyamide 6 (PA6)
Operating Temperature	-58°F to +275°F (-50°C to +135°C)



PART NO.	Type	Nominal Size (Ø)		Clearance Hole (Ø)		Color	Package Quantity (pk)
		in.	(mm)	in.	(mm)		
166-90405	LTP12-M16-C90	5/16	(12.0)	0.34	(8.6)	Metal	10
166-90406	LTP16-M16-C90	3/8	(16.0)	0.42	(10.7)	Metal	10
166-90407	LTP16-M20-CUL90	3/8	(16.0)	0.42	(10.7)	Metal	10
166-90408	LTP20-M20-CUL90	1/2	(20.0)	0.57	(14.5)	Metal	10
166-90432	LTP25-M25-CUL90	3/4	(25.0)	0.71	(18.0)	Metal	10
166-90433	LTP32-M32-CUL90	1	(32.0)	0.97	(24.6)	Metal	2
166-90434	LTP40-M40-CUL90	1-1/4	(40.0)	1.29	(32.7)	Metal	1
166-90435	LTP50-M50-CUL90	1-1/2	(50.0)	1.48	(37.7)	Metal	1
166-90436	LTP63-M63-CUL90	2	(63.0)	1.93	(49.0)	Metal	1

Use Type for ordering and specification purposes.

Suitable for use with LTP, LTPLFH, LTPHC, LTPPU, and LTBRDP Conduit on pages 61 to 65.



Routing, Protection & Insulation

HelaGuard Metallic Conduit

Fittings for LTP Metallic Conduit with Liquid-tight Cover

LTP-C45 Fixed Thread 45-Degree Elbow Compression Fitting, IP68

Multipart 45 Elbow Compression Fitting with fixed external metric threads for liquid-tight performance. Metric threaded fittings supplied with insulated throat, which protects conductors from mechanical damage caused by vibration. Constructed with nickel-plated brass components that resist corrosion and ensure high mechanical strength and electrical continuity. Metric thread is UL Listed and suitable for hazardous locations as defined by NEC Article 501. Fitting comprised of body, nut, grounding ferrule and nylon compression seal. For use with LTP Series Liquid-Tight Metallic Conduit.

Features and Benefits

- UL Listed to UL 514B standards.
- Multipart compression fitting includes nylon seal for ingress protection ratings to IP66 + IP67 + IP68 + IP69.
- Durable nickel-plated brass material provides high mechanical strength and resistance to oil and corrosion.
- Suitable for knockouts or metric threaded entries.
- Interchangeable with all LTP Series Liquid-Tight Metallic Conduit made to UL 360 sizes.
- Suitable for use in hazardous locations as per NEC Article 501 (B)(2): Class I, Division 2; Article 502 (A)(2) & (B)(2) Class II, Division 1 and 2; and Article 503 (A)(3) & (B)(3) Class III, Divisions 1 and 2.



MATERIAL	Nickel-plated Brass (NPB) Polyamide 6 (PA6)
Operating Temperature	-58°F to +275°F (-50°C to +135°C)



PART NO.	Type	Nominal Size (Ø)		Clearance Hole (Ø)		Color	Package Quantity
		in.	(mm)	in.	(mm)		(pk)
166-90425	LTP16-M20-CUL45	3/8	(16.0)	0.42	(10.7)	Metal	10
166-90426	LTP20-M20-CUL45	1/2	(20.0)	0.57	(14.5)	Metal	10
166-90427	LTP25-M25-CUL45	3/4	(25.0)	0.71	(18.0)	Metal	10
166-90428	LTP32-M32-CUL45	1	(32.0)	0.97	(24.6)	Metal	2
166-90429	LTP40-M40-CUL45	1-1/4	(40.0)	1.29	(32.7)	Metal	1
166-90430	LTP50-M50-CUL45	1-1/2	(50.0)	1.48	(37.7)	Metal	1
166-90431	LTP63-M63-CUL45	2	(63.0)	1.93	(49.0)	Metal	1

Use Type for ordering and specification purposes.

Suitable for use with LTP, LTPLFH, LTPHC, LTPPU, and LTBRDP Conduit on pages 61 to 65.



Fittings for LTP Metallic Conduit with Liquid-Tight Cover

LTP-C-S Swivel Thread Straight Compression Fitting, IP68

Multipart Straight Compression Fitting with swivel external metric threads for liquid-tight performance. Constructed with nickel-plated brass components that resist corrosion and ensure high mechanical strength and electrical continuity. Fitting comprised of body, swivel thread, nut, grounding ferrule and nylon compression seal. For use with LTP Series Liquid-Tight Metallic Conduit.

Features and Benefits

- Multipart compression fitting includes nylon seal for ingress protection ratings to IP66 + IP67 + IP68 + IP69.
- Swivel feature allows conduit system to be fully assembled, complete with wiring, while still allowing the fitting to be screwed into a metric threaded entry box without having to rotate the conduit.
- Insulated throat protects conductors from mechanical damage caused by vibration.
- Durable nickel-plated brass material provides high mechanical strength and resistance to oil and corrosion.
- Interchangeable with all LTP Series Liquid-Tight Metallic Conduit made to UL 360 sizes.



MATERIAL	Nickel-plated Brass (NPB) Polyamide 6 (PA6)
Operating Temperature	-58°F to +275°F (-50°C to +135°C)



PART NO.	Type	Nominal Size (Ø)		Clearance Hole (Ø)		Color	Package Quantity (pk)
		in.	(mm)	in.	(mm)		
166-90409	LTP12-M16-S	5/16	(12.0)	0.34	(8.6)	Metal	10
166-90410	LTP16-M16-S	3/8	(16.0)	0.42	(10.7)	Metal	10
166-90411	LTP16-M20-S	3/8	(16.0)	0.42	(10.7)	Metal	10
166-90412	LTP20-M20-S	1/2	(20.0)	0.57	(14.5)	Metal	10
166-90413	LTP25-M25-S	3/4	(25.0)	0.71	(18.0)	Metal	10
166-90414	LTP32-M32-S	1	(32.0)	0.97	(24.6)	Metal	2

Use Type for ordering and specification purposes.

Suitable for use with LTP, LTPLFH, LTPHC, LTPPU, and LTBRDP Conduit on pages 61 to 65.

Routing, Protection & Insulation

HelaGuard Metallic Conduit

Fittings for LTP Metallic Conduit with Liquid-Tight Cover

LTP-LTP Straight Compression Coupler Fitting, IP68

Multi-part nickel-plated brass compression coupler for joining two runs of liquid-tight metallic conduit. Coupler consists of a threaded body, two wrenching nuts, grounding ferrule and nylon compression seal.

Features and Benefits

- Low-profile design eases access and installation in tight-fit applications.
- Multipart compression fitting includes polyamide seal for sealing out moisture to obtain IP66, IP67, IP68 and IP69 ingress protection levels.
- Durable nickel-plated brass material provides high mechanical and tensile strength and resistance to oil and corrosion.
- Interchangeable with all liquid-tight metallic conduit made to UL 360 sizes.



MATERIAL	Nickel-plated Brass (NPB)
Operating Temperature	-58°F to +275°F (-50°C to +135°C)



PART NO.	Type	Nominal Size (Ø)		Clearance Hole (Ø)		Color	Package Quantity
		in.	(mm)	in.	(mm)		(pk)
166-90418	LTP20-LTP20	1/2	(20.0)	0.57	(14.5)	Metal	2
166-90419	LTP25-LTP25	3/4	(25.0)	0.71	(18.0)	Metal	2

Use Type for ordering and specification purposes.

Suitable for use with LTP, LTPLFH, LTPHC, LTPPU, and LTBRDP Conduit on pages 61 to 65.

Nickel-plated Brass Locknuts

ALNPB Series, Metric or NPT Thread

Locknuts work with threaded fittings or knockout entries.

Features and Benefits

- Nickel-plated brass thread ensures secure connection with brass-plated or nylon threaded fittings.
- NPT thread pattern works with metallic or nonmetallic threaded fittings.
- Use NPT metallic locknuts with 1.25", 1.5" and 2" nylon fittings.



ALNPB Nickel-plated Brass Locknut

PART NO.	Type	Thread Size	Thickness		Wrenching Flats		Color	Pkg Qty (pk)
			in.	(mm)	in.	(mm)		
166-50170	ALNPB-M16	M16	0.14	(3.5)	0.79	(20)	Silver	10
166-50171	ALNPB-M20	M20	0.14	(3.5)	0.95	(24)	Silver	10
166-50172	ALNPB-M25	M25	0.14	(3.5)	1.14	(29)	Silver	10
166-50173	ALNPB-M32	M32	0.18	(4.5)	1.5	(38)	Silver	2
166-50174	ALNPB-M40	M40	0.2	(5.0)	1.89	(48)	Silver	1
166-50175	ALNPB-M50	M50	0.24	(6.0)	2.28	(58)	Silver	1
166-90354	ALNPB-0380	3/8	0.16	(4.0)	0.79	(20.0)	Silver	10
166-90355	ALNPB-0500	1/2	0.17	(4.5)	0.94	(24.0)	Silver	10
166-90356	ALNPB-0750	3/4	0.2	(5.0)	1.14	(29.0)	Silver	10
166-90357	ALNPB-1000	1	0.23	(5.8)	1.5	(38.0)	Silver	10
166-90358	ALNPB-1250	1-1/4	0.25	(6.4)	1.89	(48.0)	Silver	4
166-90359	ALNPB-1500	1-1/2	0.26	(6.5)	2.28	(58.0)	Silver	4
166-90467	ALNPB-2000	2	0.26	(6.5)	2.76	(70.0)	Silver	2

Use Part No. for ordering and Type for specification purposes.

MATERIAL	Nickel-plated Brass (NPB)
Operating Temperature	-58°F to +275°F (-50°C to +135°C)



Routing, Protection & Insulation

HelaGuard Metallic Conduit

Sealing Washers

Sw Series for Use with Nonmetallic Threaded Fittings

Chloroprene rubber Sealing Washer for use with nonmetallic threaded fittings.

Features and Benefits

- Protects against water and dust.
- 80 Shore A compression strength.
- For NPT threads.
- Resistant to oil.



MATERIAL	Chloroprene (CR)
Operating Temperature	-40°F to +275°F (-40°C to +135°C)

PART NO.	Thread Size	Outside Ø (OD)		Inside Ø (ID)		Type	Thickness		Color	Package Quantity
	NPT	mm	in.	mm	in.		mm	in.		(pk)
166-90480	3/8	22	0.87	16	0.63	SW0380	1.6	0.06	Black	100
166-90481	1/2	26	1.02	20	0.79	SW0500	1.6	0.06	Black	50
166-90482	3/4	32	1.26	25	0.98	SW0750	1.6	0.06	Black	10
166-90483	1	41.2	1.62	32	1.26	SW1000	1.6	0.06	Black	10
166-90484	1-1/4	50	1.97	40	1.57	SW1250	1.6	0.06	Black	10
166-90485	1-1/2	60	2.36	50	1.97	SW1500	1.6	0.06	Black	10
166-90486	2	73	2.87	63	2.48	SW2000	1.6	0.06	Black	10

Use Part No. for ordering and Type for specification purposes.

Sealing Washers


Fw Series for Use with Metallic Threaded Fittings

Vulcanized fiber Sealing Washer used with metallic threaded fittings. Suitable for metric or NPT threaded fittings.

Features and Benefits

- Rugged, tough material (78 Shore D Hardness) for tighter seal.
- Protects against water and dust.
- For metric or NPT threads.
- Resistant to oil.

MATERIAL	Vulcanized Fibre (VF)
Operating Temperature	-58°F to +275°F (-50°C to +135°C)



RoHS ✓

HF ✓

PART NO.	Thread Size		Outside Ø (OD)		Inside Ø (ID)		Type	Thickness		Color	Pkg Qty (pk)
	Metric	NPT	mm	in.	mm	in.		mm	in.		
166-90736	16	3/8	22	0.87	16	0.63	FW16	1.6	0.06	Red	10
166-90737	20	1/2	26	1.02	20	0.79	FW20	1.6	0.06	Red	10
166-90738	25	3/4	32	1.26	25	0.98	FW25	1.6	0.06	Red	10
166-90739	32	1	41.2	1.62	32	1.26	FW32	1.6	0.06	Red	10
166-90740	40	1-1/4	50	1.97	40	1.57	FW40	1.6	0.06	Red	10
166-90741	50	1-1/2	60	2.36	50	1.97	FW50	1.6	0.06	Red	10
166-90742	63	2	73	2.87	63	2.48	FW63	1.6	0.06	Red	10

Use Part No. for ordering and Type for specification purposes.

Sealing Washers

Rsw Series for Use with Nonmetallic And Metallic Fittings

Face Sealing Washer affixed between threaded fitting and entry wall surface to achieve IP66, IP67, IP68 and IP69 levels of ingress protection. Hardness 33 Shore D. Self-extinguishing and halogen-free.

Features and Benefits

- Polyester elastomer washer provides ingress protection against moisture and is oil-resistant
- Small "pips" in bore retain washer onto metric-threaded fittings.
- Ribs on both sides of washer enhance sealing performance.

MATERIAL	Polyester Elastomer (TPE)
Operating Temperature	-58°F to +275°F (-50°C to +135°C)



RoHS ✓

HF ✓

PART NO.	Thread Size		Outside Ø (OD)		Inside Ø (ID)		Type	Thickness		Color	Pkg Qty (pk)
	Metric	NPT	mm	in.	mm	in.		mm	in.		
166-90446	16	3/8	24	0.94	16	0.63	RSW16-BU	1.6	0.06	Blue	10
166-90447	20	1/2	27	1.06	20	0.79	RSW20-BU	1.6	0.06	Blue	10
166-90448	25	3/4	34	1.34	25	0.98	RSW25-BU	1.6	0.06	Blue	10
166-90449	32	1	42	1.65	32	1.26	RSW32-BU	1.6	0.06	Blue	10
166-90450	40	1-1/4	50	1.97	40	1.57	RSW40-BU	1.6	0.06	Blue	10
166-90451	50	1-1/2	62	2.44	50	1.97	RSW50-BU	1.6	0.06	Blue	10

Use Part No. for ordering and Type for specification purposes.

Routing, Protection & Insulation

HelaGuard Metallic Conduit

Thread Converters

CNV Series Converts Metric Threads to NPT Thread

Nickel-plated brass thread converter. Metric internal threads and NPT external threads.

Features and Benefits

- Quickly converts metallic metric threads to NPT threaded fittings for use with NPT threaded entries.
- Achieve IP68 level ingress protection with use of Sealing Washer.



MATERIAL	Nickel-plated Brass (NPB)
Operating Temperature	-58°F to +572°F (-50°C to +300°C)

PART NO.	Type	External Thread Size	Internal Thread Size	Color	Pkg Qty
		NPT	Metric		(pk)
166-90421	B-050-M20	1/2" NPT	M20	Metal	10
166-90422	B-075-M20	3/4" NPT	M20	Metal	10
166-90423	B-075-M25	3/4" NPT	M25	Metal	10
166-90424	B-100-M32	1" NPT	M32	Metal	10

Use Type for ordering and specification purposes.



Metallic Conduit End Cap Insert

LTP-E Metallic Conduit End Cap

Nickel-plated brass End Cap Insert creates a smooth bore exit, ensuring cables do not get damaged. Twist-in ferrule serves as grounding core for liquid-tight metallic conduit.

Features and Benefits

- Single-part insert creates smooth entry / exit point for wire and cables.



MATERIAL	Nickel-plated Brass (NPB)
Operating Temperature	-58°F to +275°F (-50°C to +135°C)

PART NO.	Type	Fits Conduit Nominal Size (Ø)		Clearance Hole Ø		Color	Package Quantity (pk)
		in.	(mm)	in.	(mm)		
166-90437	LTP10-E	1/4	(10.0)	0.22	(5.6)	Metal	10
166-90438	LTP12-E	5/16	(12.0)	0.34	(8.6)	Metal	10
166-90439	LTP16-E	3/8	(16.0)	0.42	(10.7)	Metal	10
166-90440	LTP20-E	1/2	(20.0)	0.57	(14.5)	Metal	10
166-90441	LTP25-E	3/4	(25.0)	0.71	(18.0)	Metal	10
166-90442	LTP32-E	1	(32.0)	0.97	(24.6)	Metal	2
166-90443	LTP40-E	1-1/4	(40.0)	1.29	(32.7)	Metal	1
166-90444	LTP50-E	1-1/2	(50.0)	1.48	(37.7)	Metal	1
166-90445	LTP63-E	2	(63.0)	1.93	(49.0)	Metal	1

Use Type for ordering and specification purposes.

Suitable for use with LTP, LTPLFH, LTPHC, LTPPU, and LTBRDP Conduit on pages 61 to 65.

Routing, Protection & Insulation

HelaGuard Metallic Conduit

EXD Hazardous Location Area Liquid-Tight Conduit & Fittings Solutions

- Group I and II approvals.
- Suitable for use in Zone 1, Zone 2, Zone 21 and Zone 22 hazardous areas**.
- ATEX and IECEx EX d (Flameproof).
- ATEX and IECEx EX e (Increased Safety).
- ATEX and IECEx EX ta (Dust Ignition Protection).



- Multipart straight compression fitting includes elastomer seal and two-part epoxy resin pack for flameproof barrier and ingress protection ratings to IP66 + IP67 + IP68 + IP69.
- **Interchangeable with liquid-tight metallic conduit in the LTP / LTPHC / LTPLFH / LTPUL / LTPSS / LTPPU / LTBRDP / LTBRDLFH series.

Group I	ATEX APPROVAL to EN60079-0-2009		Sira Certificate Number	Sira 10ATEX1172X
	Ex d Flameproof		Ex d I Mb	EN 60079-1 2007
	Ex e Increased Safety		Ex e I Mb	EN 60079-7 2007
	IECEx APPROVAL TO IEC60079-0-2007		Sira Certificate Number	IECEx SIR 10.0094X
	Ex d Flameproof		Ex d I Mb	IEC 60079-1 2007
	Ex e Increased Safety		Ex e I Mb	IEC 60079-7 2006

Group I I	ATEX APPROVAL to EN60079-0-2009		Sira Certificate Number	Sira 10ATEX1172X
	Ex d Flameproof		Ex d II C Gb	EN 60079-1 2007
	Ex e Increased Safety		Ex e II C Gb	EN 60079-7 2007
	Ex ta Dust Ignition Proof		Ex ta IIIC DA IP6X	IEC 60079-31 2008
	IECEx APPROVAL TO IEC60079-0-2007		Sira Certificate Number	IECEx SIR 10.0094X
	Ex d Flameproof		Ex d II C Gb	EN 60079-1 2007
	Ex e Increased Safety		Ex e II C Gb	EN 60079-7 2006-7
	Ex ta Dust Ignition Proof		Ex ta IIIC DA IP6X	IEC 60079-31 2008
GOST APPROVAL Number		POCC GB.HO06.B00207		

EXD Conduit Fittings

LTP-EXD Flameproof Straight Compression Fittings, IP68

Flameproof straight gland with inner compound barrier offers high-specification, high-quality solution for EX d, EX e, and EX ta applications. ATEX and/or IEC approvals for Group I and Group II. For indoor or outdoor use applications in Zone 1, Zone 2, Zone 21 and Zone 22 hazardous areas*. Nickel-plated brass compression style fitting suitable for knockouts and NPT or metric threaded entries for IP66 + IP67 + IP68 + IP69 ingress ratings. Use with LTP / LTPHC / LTPPU / LTBRDP / LTBRDLFH / and LTPLFH Metallic Conduit.

Features and Benefits

- Group I and II approvals
- Multipart straight compression fitting includes elastomer seal and two-part epoxy resin pack for flameproof barrier and ingress protection ratings to IP66 + IP67 + IP68 + IP69.
- Suitable for use in Zone 1, Zone 2, Zone 21 and Zone 22 hazardous areas*.
- Durable nickel-plated brass material provides high mechanical strength, ensures electrical continuity and corrosion resistance.
- Suitable for knockouts or NPT/metric-threaded entries as fitting rotates until tightened.
- ATEX and IECEx EX d (Flameproof).
- ATEX and IECEx EX e (Increased Safety).
- ATEX and IECEx EX ta (Dust Ignition Protection).



MATERIAL	Nickel-plated Brass (NPB) Inner Compound Barrier
Operating Temperature	-76°F to +185°F (-60°C to +85°C)



PART NO.	Type	Fits Conduit Nominal Size (Ø)		Clearance Hole (Ø)		Color	Package Quantity (pk)
		in.	(mm)	in.	(mm)		
166-90568	LTP16-050-EXD	3/8	(16)	0.42	(10.7)	Metal	1
166-90569	LTP20-050-EXD	1/2	(20)	0.51	(13.0)	Metal	1
166-90570	LTP25-075-EXD	3/4	(25)	0.71	(18.0)	Metal	1
166-90571	LTP32-100-EXD	1	(32)	0.95	(24.0)	Metal	1
166-90572	LTP40-125-EXD	1-1/4	(40)	1.20	(30.4)	Metal	1
166-90573	LTP50-150-EXD	1-1/2	(50)	1.46	(37.0)	Metal	1
166-90574	LTP63-200-EXD	2	(63)	1.91	(48.4)	Metal	1
166-90561	LTP16-M20-EXD	3/8	(16)	0.42	(10.7)	Metal	1
166-90562	LTP20-M20-EXD	1/2	(20)	0.51	(13.0)	Metal	1
166-90563	LTP25-M25-EXD	3/4	(25)	0.71	(18.0)	Metal	1
166-90564	LTP32-M32-EXD	1	(32)	0.95	(24.0)	Metal	1
166-90565	LTP40-M40-EXD	1-1/4	(40)	1.20	(30.4)	Metal	1
166-90566	LTP50-M50-EXD	1-1/2	(50)	1.46	(37.0)	Metal	1
166-90567	LTP63-M63-EXD	2	(63)	1.91	(48.4)	Metal	1

Use Type for ordering and specification purposes.

*Suitable for use with LTP + LTP HC + LTP LFH + LTP PU + LTB RDP Metallic Conduit.

Note: Reference table on page 76 for specific approvals.

Routing, Protection & Insulation

HelaGuard Metallic Conduit

EXD Conduit Fittings

LTP-EXD Flameproof 90-Degree Elbow Compression Fittings, IP68

Flameproof 90 elbow gland with inner compound barrier offers high-specification, high-quality solution for EX d, EX e, and EX ta applications. ATEX and/or IEC approvals for Group II. For indoor or outdoor use applications in Zone 1, Zone 2, Zone 21 and Zone 22 hazardous areas. Nickel-plated brass compression style fitting suitable for knockouts and NPT or metric threaded entries for IP66 + IP67 + IP68 ingress ratings. Use with LTP / LTPHC / LTPPU / LTBRDP / LTBRDLFH / and LTPLFH Metallic Conduit.

Features and Benefits

- Group II approvals.
- Multipart 90 Elbow Compression Fitting includes elastomer seal and two-part epoxy resin pack for flameproof barrier and ingress protection ratings to IP66 + IP67 + IP68.
- Suitable for use in Zone 1, Zone 2, Zone 21 and Zone 22 hazardous areas*.
- Durable nickel-plated brass material provides high mechanical strength, ensures electrical continuity and corrosion resistance.
- Suitable for knockouts or metric-threaded entries as fitting rotates until tightened.
- ATEX and IECEx EX d (Flameproof).
- ATEX and IECEx EX e (Increased Safety).
- ATEX and IECEx EX ta (Dust Ignition Protection).



MATERIAL	Nickel-plated Brass (NPB) Inner Compound Barrier
Operating Temperature	-76°F to +185°F (-60°C to +85°C)



PART NO.	Type	Fits Conduit Nominal Size (Ø)		Clearance Hole (Ø)		Color	Package Quantity (pk)
		in.	(mm)	in.	(mm)		
166-90575	LTP16-M20-EXD-90	3/8	(16.0)	0.51	(13.0)	Metal	1
166-90576	LTP20-M20-EXD90	1/2	(20.0)	0.51	(13.0)	Metal	1
166-90577	LTP25-M25-EXD-90	3/4	(25.0)	0.70	(17.9)	Metal	1
166-90578	LTP32-M32-EXD-90	1	(32.0)	0.95	(24.0)	Metal	1
166-90579	LTP40-M40-EXD-90	1-1/4	(40.0)	1.20	(30.4)	Metal	1
166-90580	LTP50-M50-EXD-90	1-1/2	(50.0)	1.63	(41.4)	Metal	1
166-90581	LTP63-M63-EXD-90	2	(63.0)	2.13	(54.1)	Metal	1

Use Type for ordering and specification purposes.

*Suitable for use with LTP + LTP HC + LTP LFH + LTP PU + LTBRDP Metallic Conduit.

Note: Reference table on page 76 for specific approvals.

EXD Conduit Fittings

LTP-EXD Flameproof 45-Degree Elbow Compression Fittings, IP68

Flameproof 45 elbow gland with inner compound barrier offers high-specification, high-quality solution for EX d, EX e, and EX ta applications. ATEX and/or IEC approvals for Group II. For indoor or outdoor use applications in Zone 1, Zone 2, Zone 21 and Zone 22 hazardous areas. Nickel-plated brass compression style fitting suitable for knockouts and NPT or metric threaded entries for IP66 + IP67 + IP68 ingress ratings. Use with LTP / LTPHC / LTPPU / LTBRDP / LTBRDLFH / and LTPLFH Metallic Conduit.

Features and Benefits

- Group II approvals.
- Multipart 90 Elbow Compression Fitting includes elastomer seal and two-part epoxy resin pack for flameproof barrier and ingress protection ratings to IP66 + IP67 + IP68.
- Suitable for use in Zone 1, Zone 2, Zone 21 and Zone 22 hazardous areas*.
- Durable nickel-plated brass material provides high mechanical strength, ensures electrical continuity and corrosion resistance.
- Suitable for knockouts or metric-threaded entries as fitting rotates until tightened.
- ATEX and IECEx EX d (Flameproof).
- ATEX and IECEx EX e (Increased Safety).
- ATEX and IECEx EX ta (Dust Ignition Protection).



MATERIAL	Nickel-plated Brass (NPB) Inner Compound Barrier
Operating Temperature	-76°F to +185°F (-60°C to +85°C)



PART NO.	Type	Fits Conduit Nominal Size (Ø)		Clearance Hole (Ø)		Color	Package Quantity
		in.	(mm)	in.	(mm)		(pk)
166-90582	LTP16-M20-EXD-45	3/8	(16.0)	0.51	(13.0)	Metal	1
166-90583	LTP20-M20-EXD-45	1/2	(20.0)	0.51	(13.0)	Metal	1
166-90584	LTP25-M25-EXD-45	3/4	(25.0)	0.70	(17.9)	Metal	1
166-90585	LTP32-M32-EXD-45	1	(32.0)	0.95	(24.0)	Metal	1
166-90586	LTP40-M40-EXD-45	1-1/4	(40.0)	1.20	(30.4)	Metal	1
166-90587	LTP50-M50-EXD-45	1-1/2	(50.0)	1.63	(41.4)	Metal	1
166-90588	LTP63-M63-EXD-45	2	(63.0)	2.13	(54.1)	Metal	1

Use Type for ordering and specification purposes.

**Suitable for use with LTP + LTP HC + LTP LFH + LTP PU + LTB RDP Metallic Conduit*

Note: Reference table on page 76 for specific approvals.

Routing, Protection & Insulation

HelaGuard Metallic Conduit

EXD Thread Converters

EXD Series Converts Thread Style and Sizes for Hazardous Locations

Nickel-plated brass thread converters used to increase, reduce or convert thread types in hazardous environments. For use with Flexicon's LTP-EXD Fittings. Achieves IP68 level ingress protection with use of Sealing Washer.

Features and Benefits

- Quickly converts thread size or style for use in threaded entries.
- Obtain IP68 level ingress protection with use of Sealing Washer.
- Suitable for use in Zone 1, Zone 2, Zone 21 and Zone 22 hazardous areas.
- ATEX and IECEx EX d (Flameproof).
- ATEX and IECEx EX e (Increased Safety).
- ATEX and IECEx EX t (Dust Ignition Protection).



MATERIAL	Nickel-plated Brass (NPB) Inner Compound Barrier
Operating Temperature	-58°F to +275°F (-50°C to +135°C)



PART NO.	Type	Internal Thread (Ø)	External Thread (Ø)	Color	Package Quantity
					(pk)
166-90628	B-M20-M16-EXD	M16	M20	Metal	1
166-90629	B-M16-M20-EXD	M20	M16	Metal	1
166-90630	B-M25-M20-EXD	M20	M25	Metal	1
166-90631	B-M20-M25-EXD	M25	M20	Metal	1
166-90632	B-M32-M25-EXD	M25	M32	Metal	1
166-90633	B-M25-M32-EXD	M32	M25	Metal	1
166-90634	B-M40-M32-EXD	M32	M40	Metal	1
166-90635	B-M50-M32-EXD	M32	M50	Metal	1
166-90636	B-M32-M40-EXD	M40	M32	Metal	1
166-90637	B-M50-M40-EXD	M40	M50	Metal	1
166-90639	B-M63-M50-EXD	M50	M63	Metal	1
166-90640	B-050-M20-EXD	M20	1/2" NPT	Metal	1
166-90642	B-075-M25-EXD	M25	3/4" NPT	Metal	1
166-90644	B-100-M32-EXD	M32	1" NPT	Metal	1

Use Part No. for ordering and Type for specification purposes.

Suitable for use with EXD Style Fittings on pages 77 to 80.

Chemical Resistance

	HELAGUARD METALLIC CONDUIT									
	SSU	FU-x	FSU	LF HU	FPU	LTP	LTP LFH	LTP HC	LTP PU	LTB RDP
ASTM NO. 1	++	++	o	+	++	+	++	++	++	++
ASTM NO. 2	++	++	o	+	++	+	++	+	++	++
ASTM NO. 3	++	++	o	+	++	+	++	+	++	++
Acetic Acid (10%)	++	o	+	++	o	++	++	++	o	++
Acetone	o	++	o	o	+	o	o	++	+	o
Aluminum Chloride	++	o	o	o	+	o	o	o	+	o
Benzene	++	++	o	o	+	o	o	o	+	o
Carbon Tetrachloride	++	++	o	o	+	+	+	+	+	+
Chloroform	++	++	o	o	o	o	o	+	o	o
Citric Acid	++	++	++	++	++	++	++	++	++	++
Copper Sulphate	++	++	++	++	++	++	++	++	++	++
Cresol	++	++	+	o	o	+	+	++	o	+
Diesel Oil	++	++	+	o	++	+	++	++	++	++
Diethylamine	++	++	o	++	+	+	+	++	+	+
Ethanol	++	++	o	o	++	o	o	++	++	o
Ether	++	++	o	o	+	+	+	++	+	+
Ethylamine	++	++	o	o	o	+	+	+	o	+
Ethylene Glycol	++	o	+	++	++	+	+	++	++	+
Freon 32	++	o	+	o	o	+	+	o	o	+
Hydrochloric Acid (10%)	o	o	++	o	o	+	+	++	o	+
Hydrochloric Acid (30%)	o	o	o	o	o	o	o	++	o	o
Hydrogen Peroxide (30%)	++	o	++	o	+	+	+	+	+	+
Hydrogen Peroxide (60%)	++	o	++	o	o	o	o	o	o	o
Lactic Acid	++	o	+	++	+	+	+	+	+	+
Lubricating Oil	++	++	+	+	+	++	+	+	+	++
Methanol	++	++	+	o	+	o	o	++	+	o
Methyl Bromide	++	++	o	o	o	o	o	+	o	o
Methyl Ethyl Ketone	++	++	o	o	+	+	o	++	+	+
Nitric Acid (10%)	o	o	++	++	o	+	+	++	o	+
Nitric Acid (60%)	o	o	++	o	o	o	o	++	o	o
Oxalic Acid	++	o	o	++	+	++	++	++	+	++
Ozone (Gas)	++	o	+	++	+	+	+	+	+	+
Paraffin Oil	++	++	+	o	+	o	+	++	+	++
Petrol	++	++	o	o	++	+	++	++	++	++
Phenol	++	++	o	o	o	+	+	++	o	+
Sea Water	+	o	o	o	o	+	+	+	+	+
Silver Nitrate	++	o	++	++	+	++	++	++	+	++
Skydrol®	++	++	o	o	o	o	o	++	o	o
Sodium Chloride	+	o	o	++	++	+	+	+	++	+
Sodium Hydroxide (10%)	++	o	++	++	+	++	++	++	+	++
Sodium Hydroxide (60%)	o	o	+	++	o	++	++	o	o	++
Sulphur Dioxide (Gas)	+	o	o	o	+	+	o	++	+	o
Sulphuric Acid (10%)	++	o	o	o	+	o	+	+	+	+
Toluene	++	++	o	+	o	o	o	o	o	o
Transformer Oil	++	++	+	+	+	+	+	o	+	+
1,1,1-Trichloroethane	++	o	o	+	o	o	o	+	o	o
Trichloroethylene	++	o	o	+	o	o	o	o	o	o
Turpentine	++	++	+	o	o	+	+	o	o	+
Vegetable Oil	++	++	+	+	++	++	+	++	++	++
Vinyl Acetate	++	o	o	o	o	o	o	++	o	o
Water	++	o	++	++	++	++	++	++	++	++
White Spirit	++	++	+	o	+	+	+	o	+	+
Zinc Chloride	++	o	++	++	+	o	o	++	+	o

KEY:

- ++ = Good resistance
- + = Limited resistance
- o = Poor resistance

This information applies at 23°C.

These details provide rough guidelines. They should be regarded as material specifications and are no substitute for suitability tests.

References

HelaGuard Metallic Product Selection Guide

Flexible Metallic Conduit			General Application Fittings & Accessories								
Nominal Size		Conduit	Straight Fittings Style				Elbow Fittings		Accessories		
Inches	mm	Type	C- Style NPT Thread	C-Style Metric Thread	Swivel	M-Style	90 Elbows	45 Elbows	Couplers	End Caps	Thread Converters
1/4	10	FU10	NA	NA	NA	FU10-M12-M	NA	NA	NA		NA
5/16	12	FU12	NA	NA	NA	FU12-M16-M	NA	NA	NA		NA
3/8	16	FU16	NA	NA	NA	FU16-M16-M FU16-M20-M	NA	NA	NA		NA B-050-M20 B-075-M20
1/2	20	FU20	NA	NA	NA	FU20-M20-M	NA	NA	NA		B-050-M20 B-075-M20
3/4	25	FU25	NA	NA	NA	FU25-M25-M	NA	NA	NA		B-075-M25
1	32	FU32	NA	NA	NA	FU32-M32-M	NA	NA	NA		B-100-M32
1-1/4	40	FU40	NA	NA	NA	FU40-M40-M	NA	NA	NA		NA
1-1/2	50	FU50	NA	NA	NA	FU50-M50-M	NA	NA	NA		NA
2	63	FU63	NA	NA	NA	FU63-M63-M	NA	NA	NA		NA
5/16	12	FSU12	NA	FSU12-M16-C	FSU12-M16-C-S	FSU12-M16-M	FSU12-M16-C90	NA	NA		NA
3/8	16	FSU16	FSU16-050-C	FSU16-M16-C FSU16-M20-C	FSU16-M16-C-S FSU16-M20-C-S	FSU16-M16-M FSU16-M20-M	FSU16-M16-C90 FSU16-M20-C90	NA	NA		NA B-050-M20 B-075-M20
1/2	20	FSU20	FSU20-050-C	FSU20-M20-C	FSU20-M20-C-S	FSU20-M20-M	FSU20-M20-C90	NA	NA		B-050-M20 B-075-M20
3/4	25	FSU25	FSU25-075-C	FSU25-M25-C	FSU25-M25-C-S	FSU25-M25-M	FSU25-M25-C90	NA	NA		B-075-M25
1	32	FSU32	FSU32-100-C	FSU32-M32-C	FSU32-M32-C-S	FSU32-M32-M	FSU32-M32-C90	NA	NA		B-100-M32
1-1/4	40	FSU40	NA	FSU40-M40-C	NA	FSU40-M40-M	NA	NA	NA		NA
1-1/2	50	FSU50	NA	FSU50-M50-C	NA	FSU50-M50-M	NA	NA	NA		NA
2	63	FSU63	NA	FSU63-M63-C	NA	FSU63-M63-M	NA	NA	NA		NA
3/8	16	LFHU16	FSU16-050-C	FSU16-M16-C FSU16-M20-C	FSU16-M16-C-S FSU16-M20-C-S	FSU16-M16-M FSU16-M20-M	FSU16-M16-C90 FSU16-M20-C90	NA	NA		NA B-050-M20 B-075-M20
1/2	20	LFHU20	FSU20-050-C	FSU20-M20-C	FSU20-M20-C-S	FSU20-M20-M	FSU20-M20-C90	NA	NA		B-050-M20 B-075-M20
3/4	25	LFHU25	FSU25-075-C	FSU25-M25-C	FSU25-M25-C-S	FSU25-M25-M	FSU25-M25-C90	NA	NA		B-075-M25
1	32	LFHU32	FSU32-100-C	FSU32-M32-C	FSU32-M32-C-S	FSU32-M32-M	FSU32-M32-C90	NA	NA		B-100-M32
1-1/4	40	LFHU40	NA	FSU40-M40-C	NA	FSU40-M40-M	NA	NA	NA		NA
1-1/2	50	LFHU50	NA	FSU50-M50-C	NA	FSU50-M50-M	NA	NA	NA		NA
2	63	LFHU63	NA	FSU63-M63-C	NA	FSU63-M63-M	NA	NA	NA		NA
3/8	16	FPU16	FSU16-050-C	FSU16-M16-C FSU16-M20-C	FSU16-M16-C-S FSU16-M20-C-S	FSU16-M16-M FSU16-M20-M	FSU16-M16-C90 FSU16-M20-C90	NA	NA		NA B-050-M20 B-075-M20
1/2	20	FPU20	FSU20-050-C	FSU20-M20-C	FSU20-M20-C-S	FSU20-M20-M	FSU20-M20-C90	NA	NA		B-050-M20 B-075-M20
3/4	25	FPU25	FSU25-075-C	FSU25-M25-C	FSU25-M25-C-S	FSU25-M25-M	FSU25-M25-C90	NA	NA		B-075-M25
1	32	FPU32	FSU32-100-C	FSU32-M32-C	FSU32-M32-C-S	FSU32-M32-M	FSU32-M32-C90	NA	NA		B-100-M32
1-1/4	40	FPU40	NA	FSU40-M40-C	NA	FSU40-M40-M	NA	NA	NA		NA
1-1/2	50	FPU50	NA	FSU50-M50-C	NA	FSU50-M50-M	NA	NA	NA		NA
2	63	FPU63	NA	FSU63-M63-C	NA	FSU63-M63-M	NA	NA	NA		NA

General Application Fittings & Accessories				Hazardous Location / EXD Fittings					
Locknuts		Sealing Washers		Straight Fittings		Elbow Fittings		THREAD CONVERTERS	
Metric Thread	NPT Thread	Fibre	Polyester	C- Style NPT Thread	C-Style Metric Thread	90 Elbows	45 Elbows	Metric to NPT	Metric to Metric
NA	NA	NA		NA	NA	NA	NA	NA	NA
NA	NA	FW16		NA	NA	NA	NA	NA	NA
ALNPB-M16 ALNPB-M20	NA	FW16 FW20	RSW16-BU RSW20-BU	NA	NA	NA	NA	NA	NA
ALNPB-M20	NA	FW20	RSW20-BU	NA	NA	NA	NA	NA	NA
ALNPB-M25	NA	FW25	RSW25-BU	NA	NA	NA	NA	NA	NA
ALNPB-M32	NA	FW32	RSW32-BU	NA	NA	NA	NA	NA	NA
ALNPB-M40	NA	FW40	RSW40-BU	NA	NA	NA	NA	NA	NA
ALNPB-M50	NA	FW50	RSW50-BU	NA	NA	NA	NA	NA	NA
ALNPB-M63	NA	FW63	NA	NA	NA	NA	NA	NA	NA
NA	NA			NA	NA	NA	NA	NA	NA
ALNPB-M16 ALNPB-M20	ALNPB-050 NA	FW16 FW20	RSW16-BU RSW20-BU	NA	NA	NA	NA	NA	NA
ALNPB-M20	ALNPB-050	FW20	RSW20-BU	NA	NA	NA	NA	NA	NA
ALNPB-M25	ALNPB-075	FW25	RSW25-B U	NA	NA	NA	NA	NA	NA
ALNPB-M32	ALNPB-100	FW32	RSW32-BU	NA	NA	NA	NA	NA	NA
ALNPB-M40	NA	FW40	RSW40-BU	NA	NA	NA	NA	NA	NA
ALNPB-M50	NA	FW50	RSW50-BU	NA	NA	NA	NA	NA	NA
ALNPB-M63	NA	FW63	NA	NA	NA	NA	NA	NA	NA
ALNPB-M16 ALNPB-M20	ALNPB-050	FW16 FW20	RSW16-BU RSW20-BU	NA	NA	NA	NA	NA	NA
ALNPB-M20	ALNPB-050	FW20	RSW20-BU	NA	NA	NA	NA	NA	NA
ALNPB-M25	ALNPB-075	FW25	RSW25-BU	NA	NA	NA	NA	NA	NA
ALNPB-M32	ALNPB-100	FW32	RSW32-BU	NA	NA	NA	NA	NA	NA
ALNPB-M40	NA	FW40	RSW40-BU	NA	NA	NA	NA	NA	NA
ALNPB-M50	NA	FW50	RSW50-BU	NA	NA	NA	NA	NA	NA
ALNPB-M63	NA	FW63	NA	NA	NA	NA	NA	NA	NA
ALNPB-M16 ALNPB-M20	ALNPB-050 NA	FW16 FW20	RSW16-BU RSW20-BU	NA	NA	NA	NA	NA	NA
ALNPB-M20	ALNPB-050	FW20	RSW20-BU	NA	NA	NA	NA	NA	NA
ALNPB-M25	ALNPB-075	FW25	RSW25-BU	NA	NA	NA	NA	NA	NA
ALNPB-M32	ALNPB-100	FW32	RSW32-BU	NA	NA	NA	NA	NA	NA
ALNPB-M40	NA	FW40	RSW40-BU	NA	NA	NA	NA	NA	NA
ALNPB-M50	NA	FW50	RSW50-BU	NA	NA	NA	NA	NA	NA
ALNPB-M63	NA	FW63	NA	NA	NA	NA	NA	NA	NA

References

HelaGuard Metallic Product Selection Guide

Flexible Metallic Conduit			General Application Fittings & Accessories							
Nominal Size		Conduit	Straight Fittings Style			Elbow Fittings		Accessories		
Inches	mm	Type	C-Style NPT Thread	C-Style Metric Thread	Swivel	90 Elbows	45 Elbows	Couplers	End Caps	Thread Converters
1/4	10	LTP10	NA	LTP10-M16-C	NA	NA	NA	NA	LTP10-E	NA
5/16	12	LTP12	NA	LTP12-M16-C	LTP12-M16-S	LTP12-M16-C90	NA	NA	LTP12-E	NA
3/8	16	LTP16	LTP16-050-CUL	LTP16-M16-C LTP16-M20-CUL	LTP16-M16-S LTP16-M20-S	LTP16-M16-C90 LTP16-M20-CUL90	NA LTP16-M20-CUL45	NA NA	LTP16-E LTP16-E	NA B-050-M20 B-075-M20
1/2	20	LTP20	LTP20-050-CUL	LTP20-M20-CUL	LTP20-M20-S	LTP20-M20-CUL90	LTP20-M20-CUL45	LTP20-LTP20	LTP20-E	B-050-M20 B-075-M20
3/4	25	LTP25	LTP25-075-CUL	LTP25-M25-CUL	LTP25-M25-S	LTP25-M25-CUL90	LTP25-M25-CUL45	LTP25-LTP25	LTP25-E	B-075-M25
1	32	LTP32	LTP32-100-CUL	LTP32-M32-CUL	LTP32-M32-S	LTP32-M32-CUL90	LTP32-M32-CUL45	NA	LTP32-E	B-100-M32
1-1/4	40	LTP40	LTP40-125-CUL	LTP40-M40-CUL	NA	LTP40-M40-CUL90	LTP40-M40-CUL45	NA	LTP40-E	NA
1-1/2	50	LTP50	LTP50-150-CUL	LTP50-M50-CUL	NA	LTP50-M50-CUL90	LTP50-M50-CUL45	NA	LTP50-E	NA
2	63	LTP63	LTP63-200-CUL	LTP63-M63-CUL	NA	LTP63-M63-CUL90	LTP63-M63-CUL45	NA	LTP63-E	NA
3/8	16	LTP LFH16	LTP16-050-CUL	LTP16-M16-C LTP16-M20-CUL	LTP16-M16-S LTP16-M20-S	LTP16-M16-C90 LTP16-M20-CUL90	NA LTP16-M20-CUL45	NA	LTP16-E LTP16-E	NA B-050-M20 B-075-M20
1/2	20	LTP LFH20	LTP20-050-CUL	LTP20-M20-CUL	LTP20-M20-S	LTP20-M20-CUL90	LTP20-M20-CUL45	LTP20-LTP20	LTP20-E	B-050-M20 B-075-M20
3/4	25	LTP LFH25	LTP25-075-CUL	LTP25-M25-CUL	LTP25-M25-S	LTP25-M25-CUL90	LTP25-M25-CUL45	LTP25-LTP25	LTP25-E	B-075-M25
1	32	LTP LFH32	LTP32-100-CUL	LTP32-M32-CUL	LTP32-M32-S	LTP32-M32-CUL90	LTP32-M32-CUL45	NA	LTP32-E	B-100-M32
3/8	16	LTP HC16	LTP16-050-CUL	LTP16-M16-C LTP16-M20-CUL	LTP16-M16-S LTP16-M20-S	LTP16-M16-C90 LTP16-M20-CUL90	NA LTP16-M20-CUL45	NA	LTP16-E LTP16-E	NA B-050-M20 B-075-M20
1/2	20	LTP HC20	LTP20-050-CUL	LTP20-M20-CUL	LTP20-M20-S	LTP20-M20-CUL90	LTP20-M20-CUL45	LTP20-LTP20	LTP20-E	B-050-M20 B-075-M20
3/4	25	LTP HC25	LTP25-075-CUL	LTP25-M25-CUL	LTP25-M25-S	LTP25-M25-CUL90	LTP25-M25-CUL45	LTP25-LTP25	LTP25-E	B-075-M25
1	32	LTP HC32	LTP32-100-CUL	LTP32-M32-CUL	LTP32-M32-S	LTP32-M32-CUL90	LTP32-M32-CUL45	NA	LTP32-E	B-100-M32
1-1/4	40	LTP HC40	LTP40-125-CUL	LTP40-M40-CUL	NA	LTP40-M40-CUL90	LTP40-M40-CUL45	NA	LTP40-E	NA
1-1/2	50	LTP HC50	LTP50-150-CUL	LTP50-M50-CUL	NA	LTP50-M50-CUL90	LTP50-M50-CUL45	NA	LTP50-E	NA
5/16	12	LTP PU12	NA	LTP12-M16-C	LTP12-M16-S	LTP12-M16-C90	NA	NA	LTP12-E	NA
3/8	16	LTP PU16	LTP16-050-CUL	LTP16-M16-C LTP16-M20-CUL	LTP16-M16-S LTP16-M20-S	LTP16-M16-C90 LTP16-M20-CUL90	NA LTP16-M20-CUL45	NA	LTP16-E LTP16-E	NA B-050-M20 B-075-M20
1/2	20	LTP PU20	LTP20-050-CUL	LTP20-M20-CUL	LTP20-M20-S	LTP20-M20-CUL90	LTP20-M20-CUL45	LTP20-LTP20	LTP20-E	B-050-M20 B-075-M20
3/4	25	LTP PU25	LTP25-075-CUL	LTP25-M25-CUL	LTP25-M25-S	LTP25-M25-CUL90	LTP25-M25-CUL45	LTP25-LTP25	LTP25-E	B-075-M25
1	32	LTP PU32	LTP32-100-CUL	LTP32-M32-CUL	LTP32-M32-S	LTP32-M32-CUL90	LTP32-M32-CUL45	NA	LTP32-E	B-100-M32
1-1/4	40	LTP PU40	LTP40-125-CUL	LTP40-M40-CUL	NA	LTP40-M40-CUL90	LTP40-M40-CUL45	NA	LTP40-E	NA
1-1/2	50	LTP PU50	LTP50-150-CUL	LTP50-M50-CUL	NA	LTP50-M50-CUL90	LTP50-M50-CUL45	NA	LTP50-E	NA
2	63	LTP PU63	LTP63-200-CUL	LTP63-M63-CUL	NA	LTP63-M63-CUL90	LTP63-M63-CUL45	NA	LTP63-E	NA
1/2	20	LTB RDP20	LTP20-050-CUL	LTP20-M20-CUL	LTP20-M20-S	LTP20-M20-CUL90	LTP20-M20-CUL45	LTP20-LTP20	LTP20-E	B-050-M20 B-075-M20
3/4	25	LTB RDP25	LTP25-075-CUL	LTP25-M25-CUL	LTP25-M25-S	LTP25-M25-CUL90	LTP25-M25-CUL45	LTP25-LTP25	LTP25-E	B-075-M25
1	32	LTB RDP32	LTP32-100-CUL	LTP32-M32-CUL	LTP32-M32-S	LTP32-M32-CUL90	LTP32-M32-CUL45	NA	LTP32-E	B-100-M32
1-1/4	40	LTB RDP40	LTP40-125-CUL	LTP40-M40-CUL	NA	LTP40-M40-CUL90	LTP40-M40-CUL45	NA	LTP40-E	NA
1-1/2	50	LTB RDP50	LTP50-150-CUL	LTP50-M50-CUL	NA	LTP50-M50-CUL90	LTP50-M50-CUL45	NA	LTP50-E	NA

References

HelaGuard Metallic Product Selection Guide

General Application Fittings & Accessories				Hazardous Location / EXD Fittings					
Locknuts		Sealing Washers		Straight Fittings		Elbow Fittings		THREAD CONVERTERS	
Metric Thread	NPT Thread	Fibre	Polyester	C-Style NPT Thread	C-Style Metric Thread	90 Elbows	45 Elbows	Metric to NPT	Metric to Metric
	NA			NA	NA	NA	NA	NA	NA
ALNPB-M16	NA	FW16	RSW16-BU	NA	NA	NA	NA	NA	NA
ALNPB-M16 ALNPB-M20	ALNPB-050 NA	FW16 FW20	RSW16-BU RSW20-BU	LTP16-050-EXD NA	LTP16-M20-EXD NA	LTP16-M20-EXD-90 NA	LTP16-M20-EXD-45 NA	NA	B-M16-M20-EXD
ALNPB-M20	ALNPB-050	FW20	RSW20-BU	LTP20-050-EXD	LTP20-M20-EXD	LTP20-M20-EXD-90	LTP20-M20-EXD-45	B-050-M20-EXD B-075-M20-EXD	B-M20-M16-EXD
ALNPB-M25	ALNPB-075	FW25	RSW25-BU	LTP25-075-EXD	LTP25-M25-EXD	LTP25-M25-EXD-90	LTP25-M25-EXD-45	B-075-M25-EXD	B-M25-M20-EXD B-M25-M32-EXD
ALNPB-M32	ALNPB-100	FW32	RSW32-BU	LTP32-100-EXD	LTP32-M32-EXD	LTP32-M32-EXD-90	LTP32-M32-EXD-45	B-100-M32-EXD NA	B-M32-M25-EXD B-M32-M40-EXD
ALNPB-M40	ALNPB-125	FW40	RSW40-BU	LTP40-125-EXD	LTP40-M40-EXD	LTP40-M40-EXD-90	LTP40-M40-EXD-45	NA	B-M40-M32-EXD
ALNPB-M50	ALNPB-150	FW50	RSW50-BU	LTP50-150-EXD	LTP50-M50-EXD	LTP50-M50-EXD-90	LTP50-M50-EXD-45	NA	B-M50-M32-EXD B-M50-M40-EXD
ALNPB-M63	ALNPB-200	FW63	NA	LTP63-200-EXD	LTP63-M63-EXD	LTP63-M63-EXD-90	LTP63-M63-EXD-45	NA	B-M63-M40-EXD B-M63-M50-EXD
ALNPB-M16 ALNPB-M20	ALNPB-050 NA	FW16 FW20	RSW16-BU RSW20-BU	LTP16-050-EXD	LTP16-M20-EXD	LTP16-M20-EXD-90	LTP16-M20-EXD-45	NA	B-M16-M20-EXD
ALNPB-M20	ALNPB-050	FW20	RSW20-BU	LTP20-050-EXD	LTP20-M20-EXD	LTP20-M20-EXD-90	LTP20-M20-EXD-45	B-050-M20-EXD B-075-M20-EXD	B-M20-M16-EXD
ALNPB-M25	ALNPB-075	FW25	RSW25-BU	LTP25-075-EXD	LTP25-M25-EXD	LTP25-M25-EXD-90	LTP25-M25-EXD-45	B-075-M25-EXD	B-M25-M20-EXD B-M25-M32-EXD
ALNPB-M32	ALNPB-100	FW32	RSW32-BU	LTP32-100-EXD	LTP32-M32-EXD	LTP32-M32-EXD-90	LTP32-M32-EXD-45	B-100-M32-EXD	B-M32-M25-EXD B-M32-M40-EXD
ALNPB-M16 ALNPB-M20	ALNPB-050 NA	FW16 FW20	RSW16-BU RSW20-BU	LTP16-050-EXD	LTP16-M20-EXD	LTP16-M20-EXD-90	LTP16-M20-EXD-45	NA	B-M16-M20-EXD
ALNPB-M20	ALNPB-050	FW20	RSW20-BU	LTP20-050-EXD	LTP20-M20-EXD	LTP20-M20-EXD-90	LTP20-M20-EXD-45	B-050-M20-EXD B-075-M20-EXD	B-M20-M16-EXD
ALNPB-M25	ALNPB-075	FW25	RSW25-BU	LTP25-075-EXD	LTP25-M25-EXD	LTP25-M25-EXD-90	LTP25-M25-EXD-45	B-075-M25-EXD	B-M25-M20-EXD B-M25-M32-EXD
ALNPB-M32	ALNPB-100	FW32	RSW32-BU	LTP32-100-EXD	LTP32-M32-EXD	LTP32-M32-EXD-90	LTP32-M32-EXD-45	B-100-M32-EXD	B-M32-M25-EXD B-M32-M40-EXD
ALNPB-M40	ALNPB-125	FW40	RSW40-BU	LTP40-125-EXD	LTP40-M40-EXD	LTP40-M40-EXD-90	LTP40-M40-EXD-45	NA	B-M40-M32-EXD
ALNPB-M50	ALNPB-150	FW50	RSW50-BU	LTP50-150-EXD	LTP50-M50-EXD	LTP50-M50-EXD-90	LTP50-M50-EXD-45	NA	B-M50-M32-EXD B-M50-M40-EXD
ALNPB-M16	NA	FW16	RSW16-BU	NA	NA	NA	NA	NA	B-M16-M20-EXD
ALNPB-M16 ALNPB-M20	ALNPB-050 NA	FW16 FW20	RSW16-BU RSW20-BU	LTP16-050-EXD NA	LTP16-M20-EXD NA	LTP16-M20-EXD-90	LTP16-M20-EXD-45	NA	B-M16-M20-EXD
ALNPB-M20	ALNPB-050	FW20	RSW20-BU	LTP20-050-EXD	LTP20-M20-EXD	LTP20-M20-EXD-90	LTP20-M20-EXD-45	B-050-M20-EXD B-075-M20-EXD	B-M20-M16-EXD
ALNPB-M25	ALNPB-075	FW25	RSW25-BU	LTP25-075-EXD	LTP25-M25-EXD	LTP25-M25-EXD-90	LTP25-M25-EXD-45	B-075-M25-EXD	B-M25-M20-EXD B-M25-M32-EXD
ALNPB-M32	ALNPB-100	FW32	RSW32-BU	LTP32-100-EXD	LTP32-M32-EXD	LTP32-M32-EXD-90	LTP32-M32-EXD-45	B-100-M32-EXD	B-M32-M25-EXD B-M32-M40-EXD
ALNPB-M40	ALNPB-125	FW40	RSW40-BU	LTP40-125-EXD	LTP40-M40-EXD	LTP40-M40-EXD-90	LTP40-M40-EXD-45	NA	B-M40-M32-EXD
ALNPB-M50	ALNPB-150	FW50	RSW50-BU	LTP50-150-EXD	LTP50-M50-EXD	LTP50-M50-EXD-90	LTP50-M50-EXD-45	NA	B-M50-M32-EXD B-M50-M40-EXD
ALNPB-M63	ALNPB-200	FW63	NA	NA	NA	NA	NA	NA	B-M63-M40-EXD B-M63-M50-EXD
ALNPB-M20	ALNPB-050	FW20	RSW20-BU	LTP20-050-EXD	LTP20-M20-EXD	LTP20-M20-EXD-90	LTP20-M20-EXD-45	B-050-M20-EXD B-075-M20-EXD	B-M20-M16-EXD
ALNPB-M25	ALNPB-075	FW25	RSW25-BU	LTP25-075-EXD	LTP25-M25-EXD	LTP25-M25-EXD-90	LTP25-M25-EXD-45	B-075-M25-EXD	B-M25-M20-EXD
ALNPB-M32	ALNPB-100	FW32	RSW32-BU	LTP32-100-EXD	LTP32-M32-EXD	LTP32-M32-EXD-90	LTP32-M32-EXD-45	B-100-M32-EXD	B-M32-M25-EXD B-M32-M40-EXD
ALNPB-M40	ALNPB-125	FW40	RSW40-BU	LTP40-125-EXD	LTP40-M40-EXD	LTP40-M40-EXD-90	LTP40-M40-EXD-45	NA	B-M40-M32-EXD
ALNPB-M50	ALNPB-150	FW50	RSW50-BU	LTP50-150-EXD	LTP50-M50-EXD	LTP50-M50-EXD-90	LTP50-M50-EXD-45	NA	B-M50-M32-EXD B-M50-M40-EXD
ALNPB-M20	ALNPB-050	FW20	RSW20-BU	LTP20-050-EXD	LTP20-M20-EXD	LTP20-M20-EXD-90	LTP20-M20-EXD-45	B-050-M20-EXD B-075-M20-EXD	B-M20-M16-EXD
ALNPB-M25	ALNPB-075	FW25	RSW25-BU	LTP25-075-EXD	LTP25-M25-EXD	LTP25-M25-EXD-90	LTP25-M25-EXD-45	B-075-M25-EXD	B-M25-M20-EXD
ALNPB-M32	ALNPB-100	FW32	RSW32-BU	LTP32-100-EXD	LTP32-M32-EXD	LTP32-M32-EXD-90	LTP32-M32-EXD-45	B-100-M32-EXD	B-M32-M25-EXD B-M32-M40-EXD
ALNPB-M40	ALNPB-125	FW40	RSW40-BU	LTP40-125-EXD	LTP40-M40-EXD	LTP40-M40-EXD-90	LTP40-M40-EXD-45	NA	B-M40-M32-EXD
ALNPB-M50	ALNPB-150	FW50	RSW50-BU	LTP50-150-EXD	LTP50-M50-EXD	LTP50-M50-EXD-90	LTP50-M50-EXD-45	NA	B-M50-M32-EXD B-M50-M40-EXD

References

Cutting and Assembly Guide

Cutting Conduit



CONCUTTER Conduit Cutters can be used to cut nonmetallic conduit up to 2" diameter.

To Use: Drop the blade into a corrugation and squeeze and twist until conduit is cut 50 percent through. To achieve a clean edge, finish cutting the remaining 50 percent without twisting.



Metallic conduit should be cut with a fine-tooth hacksaw or bandsaw. Ensure you make a straight, vertical cut.



Cutting of overbraided conduit is made much easier by tightly wrapping self adhesive tape around the conduit and sawing through the middle of the tape. Remove tape after cutting. Ensure you make a straight, vertical cut.

Assembling Metallic Fittings



Metallic fittings are supplied partly assembled. C-type fittings consist of a compression nut, an elastomeric seal, an insert and a body.



First, place the back nut on the conduit followed by the seal (note the orientation). Next, screw the insert into the end of the conduit until this gives a secure fit.



Bring the body to mate with the back nut. Metal fittings should be tightened with a grip style tool to ensure security and IP rating.

Assembling Braided Fittings





C-type compression fittings consist of an outer compression nut, an inner compression nut, an elastomeric seal, an insert and a body. First, place the outer compression nut on the conduit per image 1 above. Remove the tape used during cutting to secure the braid and pull back to allow the inner compression nut to be fitted per image 2. Next, fit the elastomeric seal (note the orientation) and screw the insert into the end of the conduit until this gives a secure fit per image 3.

Bring the body to mate with the inner compression nut and secure. Next, bring the back shell to mate with the inner compression nut to secure the braid per image 4. Metal fittings should be tightened with a gripping style tool to ensure securing and IP rating per image 5 above.



Technical Information — Enclosure Rating by Type

NEMA, UL and CSA Standards

Enclosure Rating	NEMA National Electrical Manufacturers Association (NEMA 250)	UL Underwriters Laboratories, Inc. (UL 50) 	CSA Canadian Standards Association (C22.2 No.94-M91) 
Type 1	Enclosures are intended for indoor use primarily to provide a degree of protection against contact with the enclosed equipment.	Indoor use primarily to provide protection against contact with the enclosed equipment and against a limited amount of falling dirt.	General purpose enclosure. Protects against accidental contact with live parts.
Type 2	Enclosures are intended for indoor use primarily to provide a degree of protection against limited amounts of falling water and dirt.	Indoor use to provide a degree of protection against contact with the enclosed equipment and against a limited amount of falling dirt.	Indoor use to provide a degree of protection against dripping and light splashing of noncorrosive liquids and falling dirt.
Type 3	Enclosures are intended for outdoor use primarily to provide a degree of protection against rain, sleet, windblown dust and damage from external ice formation.	Outdoor use to provide a degree of protection against windblown dust and windblown rain; undamaged by the formation of ice on the enclosure.	Indoor or outdoor use to provide a degree of protection against rain, snow, and windblown dust; undamaged by the external formation of ice on the enclosure.
Type 3R	Enclosures are intended for outdoor use primarily to provide a degree of protection against rain, sleet and damage from external ice formation.	Outdoor use to provide a degree of protection against falling rain; undamaged by the formation of ice on the enclosure.	Indoor or outdoor use to provide a degree of protection against rain, snow; undamaged by the external formation of ice on the enclosure.
Type 4	Enclosures are intended for outdoor use primarily to provide a degree of protection against windblown dust and rain, splashing water, hose-directed water, and damage from external ice formation.	Indoor or outdoor use to provide a degree of protection against falling rain, splashing water, and hose-directed water; undamaged by the formation of ice on the enclosure.	Indoor or outdoor use to provide a degree of protection against rain, snow and windblown dust; splashing and hose-directed water; undamaged by the external formation of ice on the enclosure.
Type 4X	Enclosures are intended for outdoor use primarily to provide a degree of protection against corrosion, windblown dust and rain, splashing water, hose-directed water, and damage from external ice formation.	Indoor or outdoor use to provide a degree of protection against falling rain, splashing water, and hose-directed water; undamaged by the formation of ice on the enclosure; resists corrosion.	Indoor or outdoor use to provide a degree of protection against rain, snow and windblown dust; splashing and hose-directed water; undamaged by the external formation of ice on the enclosure; resists corrosion.
Type 6	Enclosures are intended for outdoor use primarily to provide a degree of protection against hose-directed water, the entry of water during occasional temporary submersion at a limited depth, and damage from external ice formation.	Indoor or outdoor use to provide a degree of protection against entry of water during temporary submersion at a limited depth; undamaged by the formation of ice on the enclosure.	Indoor or outdoor use to provide a degree of protection against entry of water during temporary submersion at a limited depth; undamaged by the formation of ice on the enclosure.
Type 12	Enclosures are intended for indoor use primarily to provide a degree of protection against circulating dust, falling dirt, and dripping noncorrosive liquids.	Indoor use to provide a degree of protection against dust, dirt, fiber flyings, dripping water, and external condensation of noncorrosive liquids.	Indoor use primarily to provide a degree of protection against circulating dust, lint, fibers and flyings; dripping and light splashing of noncorrosive liquids; not provided with knockouts.
Type 13	Enclosures are intended for indoor use primarily to provide a degree of protection against dust, spraying water, oil and noncorrosive liquids.	Indoor use to provide a degree of protection against lint, dust seepage, external condensation and spraying of water, oil and noncorrosive liquids.	Indoor use primarily to provide a degree of protection against circulating dust, lint, fibers and flyings; seepage and spraying of noncorrosive liquids including oils and coolants.

Information for Comparisons of IEC and CSA/NEMA/UL/cUL Ratings

NEMA 250 and UL 50 specify tests for environmental conditions such as falling dirt, ice, corrosion, oil and coolants, whereas IEC 529 (EN60529) does not have such requirements. Different rating requirements make comparisons difficult and are subject to interpretation.

The IEC designation consists of the letters IP followed by two numerals. The first number indicates the degree of protection provided by the enclosure against solid foreign objects entering the enclosure. The second number indicates the degree of protection provided by the enclosure against moisture and ingress of water.

An exact equivalence between NEMA designations and the IEC is not possible. The information provided below is to be considered informational only, and caution is necessary when attempting to cross the two ratings. When using this table, converting a NEMA designation to the IEC is feasible. However, it is not possible to make this conversion inversely. This table conversion is not approved by any standards organization.

NEMA Enclosure Type	IEC Enclosure Type
1	IP10
2	IP11
3	IP54
3R	IP14
4	IP54
4X	IP66
6	IP67
12	IP52
13	IP54

Definition of the degrees of protection according to EN 60529 - Ingress Protection

These levels of protection are indicated by a code made up of two constant letters, "IP", and two characteristic numbers that indicate the degree of protection, e.g. IP54. The IP rating indicates the degree of protection against contact/access, and the ingress of solid and liquid foreign bodies.

Contact and Ingress of Solids		
First characteristic numeral	Designation	Scope of protection
0	Non-protected	No special protection for persons against direct contact with live or moving parts. No protection of the equipment against ingress of solid foreign objects.
1	Protection against large foreign bodies	Protection against accidental contact of large areas with live and internal moving parts, e.g. back of hand, but no protection against deliberate access to the parts. Protection against ingress of solid foreign objects with a diameter greater than 50 mm.
2	Protection against medium-sized foreign bodies	Protection against contact between the finger and live or internal moving parts. Protection against ingress of solid foreign objects with a diameter greater than 12.5 mm.
3	Protection against small foreign bodies	Protection against contact between live or internal moving parts and tools, wires and the like with a thickness greater than 2.5 mm. Protection against ingress of solid foreign objects with a diameter greater than 2.5 mm.
4	Protection against granular foreign objects	Protection against contact between live or internal moving parts and tools, wires and the like with a thickness greater than 1 mm. Protection against ingress of solid foreign objects with a diameter greater than 1 mm.
5	Protection against dust deposits	Complete protection against contact with live or internal moving parts; protection against hazardous dust deposits. The ingress of dust is not completely prevented, but dust may not penetrate in such quantities as to impair the function.
6	Protection against dust entry	Complete protection against contact with live or internal moving parts. Protection against the ingress of dust.

Ingress of Liquids		
Second characteristic numeral	Designation	Scope of protection
0	Non-protected	No special protection.
1	Protection against vertically dripping water	Water dripping vertically must cause no damage.
2	Protection against dripping water (tilted)	Water dripping at an angle of 15° to the vertical from any direction must cause no damage.
3	Protection against spraying water	Water dripping at an angle of 60° to the vertical from any direction must cause no damage.
4	Protection against splashing water	Water that splashes against the equipment from any direction must cause no damage.
5	Protection against water jets	A water jet from a nozzle that is directed against the equipment from any direction must cause no damage.
6	Protection against flooding	Water must not penetrate the equipment in hazardous quantities in cases of temporary flooding, e.g. due to heavy seas.
7	Protection during temporary immersion	Water must not penetrate the equipment in hazardous quantities if the equipment is immersed in water under the specified conditions of pressure and time (1 m for 30 min.).
8	Protection during continuous immersion	Water must not penetrate the equipment in hazardous quantities if the equipment is immersed in water (at least 2 bar for 2 h).
9	Protection against high pressure/ steam jet cleaning	Highly pressurized water directed at the enclosure from any direction must cause no damage.

Example:

Code IP65
 └── First digit: Protection against contact and ingress of solid foreign objects.
 └── Second digit: Protection against ingress of liquids.

Thread Data

Metric Thread Standard thread conforming to EN 60423			
Thread Size	External Thread Outside Diameter Ø (OD) (mm)	Internal Thread Inside Diameter Ø (ID) (mm)	Pitch (mm)
M12	12.0	10.4	1.5
M16	16.0	11.4	1.6
M20	20.0	18.4	1.7
M25	25.0	23.4	1.8
M32	32.0	30.4	1.9
M40	40.0	38.4	1.10
M50	50.0	48.4	1.11
M63	63.0	61.4	1.12
M75	75.0	73.4	1.13

NPT Thread Data American taper pipe thread conforming to ANS/ASME B1.20.1-1983		
Thread Size (in)	External Thread Outside Diameter Ø (OD) (mm)	Pitch (mm)
3/8"	16.7	1.1
1/2"	21.0	1.8
3/4"	26.4	1.8
1"	33.3	2.2
1-1/4"	41.9	2.2
1-1/2"	47.8	2.2
2.0"	59.6	2.2

Appendix

Index by Part No.

Part #	Type	Page	Part #	Type	Page	Part #	Type	Page
166-11808	HG-DC0380	13	166-90115	HGL100-90-1000	17	166-90208	HG-HI0380	12
166-11809	HG-DC0500	13	166-90116	HGL125-90-1250	17	166-90209	HG-HI0500	12
166-11810	HG-DC0750	13	166-90117	HGL150-90-1500	17	166-90210	HG-HI0750	12
166-11811	HG-DC1000	13	166-90118	HGL038-5-0380	16	166-90211	HG-HI1000	12
166-11812	HG-DC1250	13	166-90119	HGL050-5-0500	16	166-90212	HG-HI1250	12
166-11813	HG-DC1500	13	166-90120	HGL075-5-0750	16	166-90213	HG-HI1500	12
166-50170	ALNPB-M16	33	166-90121	HGL100-5-1000	16	166-90220	PSR0380	27
166-50170	ALNPB-M16	71	166-90122	HGL125-5-1250	16	166-90221	PSR0500	27
166-50171	ALNPB-M20	33	166-90123	HGL150-5-1500	16	166-90222	PSR0750	27
166-50171	ALNPB-M20	71	166-90124	PSR038-45-0500	29	166-90223	PSR1000	27
166-50172	ALNPB-M25	33	166-90125	PSR050-45-0500	29	166-90224	PSR1250	27
166-50172	ALNPB-M25	71	166-90126	PSR075-45-0750	29	166-90230	HG038-HG038	24
166-50173	ALNPB-M32	33	166-90127	PSR100-45-1000	29	166-90231	HG050-HG050	24
166-50173	ALNPB-M32	71	166-90128	PSR038-90-0500	29	166-90232	HG075-HG075	24
166-50174	ALNPB-M40	33	166-90129	PSR050-90-0500	29	166-90233	HG100-HG100	24
166-50174	ALNPB-M40	71	166-90130	PSR075-90-0750	29	166-90234	HG150-HG150	24
166-50175	ALNPB-M50	33	166-90131	PSR100-90-1000	29	166-90235	REC0380	32
166-50175	ALNPB-M50	71	166-90132	PSR125-90-1250	29	166-90236	REC0500	32
166-51101	CONCUTTER1	35	166-90133	PSR038-5-0380	29	166-90237	REC0750	32
166-51102	CONCUTTER2	35	166-90134	PSR050-5-0500	29	166-90238	REC1000	32
166-90000	HG038-R050	26	166-90135	PSR075-5-0750	29	166-90239	REC1250	32
166-90001	HG038-R075	26	166-90136	PSR100-5-1000	29	166-90240	REC1500	32
166-90002	HG050-R075	26	166-90137	PSR125-5-1250	29	166-90247	LPC0380	28
166-90003	HG038-R100	26	166-90168	HGL038-T	22	166-90248	LPC0500	28
166-90004	HG050-R100	26	166-90169	HGL050-T	22	166-90249	LPC0750	28
166-90005	HG075-R100	26	166-90170	HGL075-T	22	166-90250	LPC1000	28
166-90006	HG050-R125	26	166-90171	HGL100-T	22	166-90251	LPC1250	28
166-90007	HG075-R125	26	166-90172	HGL125-T	22	166-90264	HG-HISL0380	12
166-90008	HG100-R125	26	166-90173	HG038-T	22	166-90265	HG-HISL0500	12
166-90009	HGL038-R050	26	166-90174	HG050-T	22	166-90266	HG-HISL0750	12
166-90010	HGL038-R075	26	166-90175	HG075-T	22	166-90267	HG-HISL1000	12
166-90011	HGL050-R075	26	166-90176	HG100-T	22	166-90268	HG-HISL1250	12
166-90012	HGL038-R100	26	166-90177	HG125-T	22	166-90269	HG-HISL1500	12
166-90013	HGL050-R100	26	166-90178	PACC0380	34	166-90270	HG-SWSL0380	9
166-90014	HGL075-R100	26	166-90179	PACC0500	34	166-90271	HG-SWSL0500	9
166-90015	HGL050-R125	26	166-90180	PACC0750	34	166-90272	HG-SWSL0750	9
166-90016	HGL075-R125	26	166-90181	PACC1000	34	166-90273	HG-SWSL1000	9
166-90017	HGL100-R125	26	166-90182	PACC1250	34	166-90274	HG-SWSL1250	9
166-90018	ALPA0380	33	166-90183	PACC1500	34	166-90275	HG-SWSL1500	9
166-90019	ALPA0500	33	166-90184	PAEC0380	32	166-90276	HG-SW0388	9
166-90020	ALPA0750	33	166-90185	PAEC0500	32	166-90277	HG-SW0508	9
166-90021	ALPA1000	33	166-90186	PAEC0750	32	166-90278	HG-SW0758	9
166-90094	HG050-45-0500	18	166-90187	PAEC1000	32	166-90279	HG-SW1008	9
166-90095	HG075-45-0750	18	166-90188	PAEC1250	32	166-90280	HG-SW1258	9
166-90096	HG100-45-1000	18	166-90189	PAEC1500	32	166-90281	HG-SW1508	9
166-90097	HG150-45-1500	18	166-90190	HG-SW0380	9	166-90282	HG-HI0310	12
166-90098	HG050-90-0500	17	166-90191	HG-SW0500	9	166-90283	HG-SW0258	9
166-90099	HG075-90-0750	17	166-90192	HG-SW0750	9	166-90284	HG-SW0250	9
166-90100	HG100-90-1000	17	166-90193	HG-SW1000	9	166-90285	HG-SW0318	9
166-90101	HG125-90-1250	17	166-90194	HG-SW1250	9	166-90286	HG-SW0310	9
166-90102	HG150-90-1500	17	166-90195	HG-SW1500	9	166-90287	HG-SW0250	9
166-90103	HG038-5-0380	16	166-90196	HG-LW0380	10	166-90288	HG-SW0310	9
166-90104	HG050-5-0500	16	166-90197	HG-LW0500	10	166-90289	HG-SW0380	9
166-90105	HG075-5-0750	16	166-90198	HG-LW0750	10	166-90290	HG-SW0500	9
166-90106	HG100-5-1000	16	166-90199	HG-LW1000	10	166-90291	HG-SW0750	9
166-90107	HG125-5-1250	16	166-90200	HG-LW1250	10	166-90302	PACC0310	34
166-90108	HG150-5-1500	16	166-90201	HG-LW1500	10	166-90305	HG038-5-0500	16
166-90109	HGL050-45-0500	18	166-90202	HG-FR0380	11	166-90306	HG125-5-1500	16
166-90110	HGL075-45-0750	18	166-90203	HG-FR0500	11	166-90307	HG150-5-2000	16
166-90111	HGL100-45-1000	18	166-90204	HG-FR0750	11	166-90308	HG200-5-2000	16
166-90112	HGL150-45-1500	18	166-90205	HG-FR1000	11	166-90331	HG038-45-0500	18
166-90113	HGL050-90-0500	17	166-90206	HG-FR1250	11	166-90332	HG038-90-0500	17
166-90114	HGL075-90-0750	17	166-90207	HG-FR1500	11	166-90333	HG125-90-1500	17

Part #	Type	Page	Part	Type	Page	Part #	Type	Page
166-90354	ALNPB-0380	33	166-90413	LTP25-M25-S	69	166-90486	SW2000	72
166-90354	ALNPB-0380	71	166-90414	LTP32-M32-S	69	166-90500	LPC1500	28
166-90355	ALNPB-0500	33	166-90418	LTP20-LTP20	70	166-90501	LPC2000	28
166-90355	ALNPB-0500	71	166-90419	LTP25-LTP25	70	166-90502	PSR1500	27
166-90356	ALNPB-0750	33	166-90421	B-050-M20	74	166-90503	PSR2000	27
166-90356	ALNPB-0750	71	166-90422	B-075-M20	74	166-90505	PSR150-S-1500	29
166-90357	ALNPB-1000	33	166-90423	B-075-M25	74	166-90506	PSR200-S-2000	29
166-90357	ALNPB-1000	71	166-90424	B-100-M32	74	166-90507	FSU16-M16-C-S	58
166-90358	ALNPB-1250	33	166-90425	LTP16-M20-CUL45	68	166-90508	FSU16-M20-C-S	58
166-90358	ALNPB-1250	71	166-90426	LTP20-M20-CUL45	68	166-90509	FSU20-M20-C-S	58
166-90359	ALNPB-1500	33	166-90427	LTP25-M25-CUL45	68	166-90510	FSU25-M25-C-S	58
166-90359	ALNPB-1500	71	166-90428	LTP32-M32-CUL45	68	166-90511	FSU32-M32-C-S	58
166-90361	LPC038-S-050	30	166-90429	LTP40-M40-CUL45	68	166-90512	FSU16-M16-C90	57
166-90362	LPC050-S-050	30	166-90430	LTP50-M50-CUL45	68	166-90513	FSU16-M20-C90	57
166-90363	LPC075-S-075	30	166-90431	LTP63-M63-CUL45	68	166-90514	FSU20-M20-C90	57
166-90364	LPC100-S-100	30	166-90432	LTP25-M25-CUL90	67	166-90515	FSU25-M25-C90	57
166-90365	LPC125-S-125	30	166-90433	LTP32-M32-CUL90	67	166-90516	FSU32-M32-C90	57
166-90366	HG038-Y031-Y031	23	166-90434	LTP40-M40-CUL90	67	166-90534	FSU16-050-C	56
166-90367	HG050-Y038-Y038	23	166-90435	LTP50-M50-CUL90	67	166-90535	FSU20-050-C	56
166-90368	HG075-Y050-Y050	23	166-90436	LTP63-M63-CUL90	67	166-90536	FSU25-075-C	56
166-90369	HG100-Y075-Y075	23	166-90437	LTP10-E	75	166-90537	FSU32-100-C	56
166-90370	HGL038-YL031-YL031	23	166-90438	LTP12-E	75	166-90538	FSU16-M16-C	56
166-90371	HGL050-YL038-YL038	23	166-90439	LTP16-E	75	166-90539	FSU16-M20-C	56
166-90372	HGL075-YL050-YL050	23	166-90440	LTP20-E	75	166-90540	FSU20-M20-C	56
166-90373	HGL100-YL075-YL075	23	166-90441	LTP25-E	75	166-90541	FSU25-M25-C	56
166-90374	AFCP0380	34	166-90442	LTP32-E	75	166-90542	FSU32-M32-C	56
166-90375	AFCP0500	34	166-90443	LTP40-E	75	166-90543	FSU40-M40-C	56
166-90376	AFCP0750	34	166-90444	LTP50-E	75	166-90544	FSU50-M50-C	56
166-90377	AFCP1000	34	166-90445	LTP63-E	75	166-90545	FSU63-M63-C	56
166-90378	LTP10B-50M	61	166-90446	RSW16-BU	36	166-90546	FSU75-M75-C	56
166-90379	LTP12B-50M	61	166-90446	RSW16-BU	73	166-90547	FSU16-M16-M	59
166-90380	LTP16B-25M	61	166-90447	RSW20-BU	36	166-90548	FSU16-M20-M	59
166-90381	LTP20B-25M	61	166-90447	RSW20-BU	73	166-90549	FSU20-M20-M	59
166-90382	LTP25B-25M	61	166-90448	RSW25-BU	36	166-90550	FSU25-M25-M	59
166-90383	LTP32B-25M	61	166-90448	RSW25-BU	73	166-90551	FSU32-M32-M	59
166-90384	LTP40B-10M	61	166-90449	RSW32-BU	36	166-90552	FSU40-M40-M	59
166-90385	LTP50B-10M	61	166-90449	RSW32-BU	73	166-90553	FSU50-M50-M	59
166-90386	LTP63B-10M	61	166-90450	RSW40-BU	36	166-90554	FSU63-M63-M	59
166-90387	LTP16G-25M	61	166-90450	RSW40-BU	73	166-90555	FSU75-M75-M	59
166-90388	LTP20G-25M	61	166-90451	RSW50-BU	36	166-90561	LTP16-M20-EXD	77
166-90389	LTP25G-25M	61	166-90451	RSW50-BU	73	166-90562	LTP20-M20-EXD	77
166-90390	LTP32G-25M	61	166-90452	HG-LW0250	10	166-90563	LTP25-M25-EXD	77
166-90391	LTP40G-10M	61	166-90454	HGL038-90-0500	17	166-90564	LTP32-M32-EXD	77
166-90392	LTP50G-10M	61	166-90455	HGL038-S-0500	16	166-90565	LTP40-M40-EXD	77
166-90394	LTP10-M12-C	66	166-90463	HG-SW2000	9	166-90566	LTP50-M50-EXD	77
166-90395	LTP10-M16-C	66	166-90464	HG-HI2000	12	166-90567	LTP63-M63-EXD	77
166-90396	LTP12-M16-C	66	166-90465	HG-LW2000	10	166-90568	LTP16-050-EXD	77
166-90397	LTP16-M16-C	66	166-90466	HG200-90-2000	17	166-90569	LTP20-050-EXD	77
166-90398	LTP16-050-CUL	66	166-90467	ALNPB-2000	33	166-90570	LTP25-075-EXD	77
166-90399	LTP20-050-CUL	66	166-90467	ALNPB-2000	71	166-90571	LTP32-100-EXD	77
166-90400	LTP25-075-CUL	66	166-90480	SW0380	35	166-90572	LTP40-125-EXD	77
166-90401	LTP32-100-CUL	66	166-90480	SW0380	72	166-90573	LTP50-150-EXD	77
166-90402	LTP40-125-CUL	66	166-90481	SW0500	35	166-90574	LTP63-200-EXD	77
166-90403	LTP50-150-CUL	66	166-90481	SW0500	72	166-90575	LTP16-M20-EXD-90	78
166-90404	LTP63-200-CUL	66	166-90482	SW0750	35	166-90576	LTP20-M20-EXD90	78
166-90405	LTP12-M16-C90	67	166-90482	SW0750	72	166-90577	LTP25-M25-EXD-90	78
166-90406	LTP16-M16-C90	67	166-90483	SW1000	35	166-90578	LTP32-M32-EXD-90	78
166-90407	LTP16-M20-CUL90	67	166-90483	SW1000	72	166-90579	LTP40-M40-EXD-90	78
166-90408	LTP20-M20-CUL90	67	166-90484	SW1250	35	166-90580	LTP50-M50-EXD-90	78
166-90409	LTP12-M16-S	69	166-90484	SW1250	72	166-90581	LTP63-M63-EXD-90	78
166-90410	LTP16-M16-S	69	166-90485	SW1500	35	166-90582	LTP16-M20-EXD-45	79
166-90411	LTP16-M20-S	69	166-90485	SW1500	72	166-90583	LTP20-M20-EXD-45	79
166-90412	LTP20-M20-S	69	166-90486	SW2000	35	166-90584	LTP25-M25-EXD-45	79

Appendix

Index

Index by Part No.

Part #	Type	Page	Part #	Type	Page	Part #	Type	Page
166-90585	LTP32-M32-EXD-45	79	166-90711	LTPHC40B-10M	63	166-90784	HGU075-S-0750	19
166-90586	LTP40-M40-EXD-45	79	166-90712	LTPHC50B-10M	63	166-90785	HGU100-S-1000	19
166-90587	LTP50-M50-EXD-45	79	166-90714	LTPPU12B-25M	64	166-90786	HGU038-90-0500	20
166-90588	LTP63-M63-EXD-45	79	166-90715	LTPPU16B-25M	64	166-90787	HGU050-90-0500	20
166-90608	LTP16-M20-CUL	66	166-90716	LTPPU20B-25M	64	166-90788	HGU075-90-0750	20
166-90609	LTP20-M20-CUL	66	166-90717	LTPPU25B-25M	64	166-90789	HGU100-90-1000	20
166-90610	LTP25-M25-CUL	66	166-90718	LTPPU32B-25M	64	166-90790	HGU038-45-0500	21
166-90611	LTP32-M32-CUL	66	166-90719	LTPPU40B-10M	64	166-90791	HGU050-45-0500	21
166-90612	LTP40-M40-CUL	66	166-90720	LTPPU50B-10M	64	166-90792	HGU075-45-0750	21
166-90613	LTP50-M50-CUL	66	166-90721	LTPPU63B-10M	64	166-90793	HGU100-45-1000	21
166-90614	LPC150-S-150	30	166-90723	LTPPU16BU-25M	64	166-90794	HGU16-S-M16B	19
166-90615	LPC200-S-200	30	166-90724	LTPPU20BU-25M	64	166-90795	HGU16-S-M20B	19
166-90628	B-M20-M16-EXD	80	166-90725	LTPPU25BU-25M	64	166-90796	HGU21-S-M20B	19
166-90629	B-M16-M20-EXD	80	166-90726	LTPPU32BU-25M	64	166-90797	HGU28-S-M25B	19
166-90630	B-M25-M20-EXD	80	166-90728	LTPPU50BU-10M	64	166-90798	HGU34-S-M32B	19
166-90631	B-M20-M25-EXD	80	166-90730	LTBRDP20B-25M	65	166-90799	HGU42-S-M40B	19
166-90632	B-M32-M25-EXD	80	166-90731	LTBRDP25B-25M	65	166-90800	HGU42-S-M50B	19
166-90633	B-M25-M32-EXD	80	166-90732	LTBRDP32B-25M	65	166-90801	HGU16-45-M20B	21
166-90634	B-M40-M32-EXD	80	166-90733	LTBRDP40B-10M	65	166-90802	HGU21-45-M20B	21
166-90635	B-M50-M32-EXD	80	166-90734	LTBRDP50B-10M	65	166-90803	HGU28-45-M25B	21
166-90636	B-M32-M40-EXD	80	166-90736	FW16	36	166-90804	HGU34-45-M32B	21
166-90637	B-M50-M40-EXD	80	166-90736	FW16	73	166-90805	HGU16-90-M16B	20
166-90639	B-M63-M50-EXD	80	166-90737	FW20	36	166-90806	HGU16-90-M20B	20
166-90640	B-050-M20-EXD	80	166-90737	FW20	73	166-90807	HGU21-90-M20B	20
166-90642	B-075-M25-EXD	80	166-90738	FW25	36	166-90808	HGU28-90-M25B	20
166-90644	B-100-M32-EXD	80	166-90738	FW25	73	166-90809	HGU34-90-M32B	20
166-90651	FSU12B-25M	53	166-90739	FW32	36	166-90810	HGU42-90-M40B	20
166-90652	FSU16B-25M	53	166-90739	FW32	73	166-90811	HGU42-90-M50B	20
166-90653	FSU20B-25M	53	166-90740	FW40	36	166-90831	SSU10-10M	51
166-90654	FSU25B-25M	53	166-90740	FW40	73	166-90832	SSU10-25M	51
166-90655	FSU32B-25M	53	166-90741	FW50	36	166-90833	SSU12-25M	51
166-90656	FSU40B-25M	53	166-90741	FW50	73	166-90834	SSU16-10M	51
166-90657	FSU50B-25M	53	166-90742	FW63	36	166-90835	SSU16-25M	51
166-90658	FSU63B-10M	53	166-90742	FW63	73	166-90836	SSU20-25M	51
166-90659	LFHU16B-25M	54	166-90751	FU10-25M	50	166-90837	SSU25-25M	51
166-90660	LFHU20B-25M	54	166-90752	FU12-25M	50	166-90838	SSU32-25M	51
166-90661	LFHU25B-25M	54	166-90753	FU16-25M	50	166-90839	SSU40-10M	51
166-90662	LFHU32B-25M	54	166-90754	FU20-25M	50	166-90840	SSU50-10M	51
166-90663	LFHU40B-10M	54	166-90755	FU25-25M	50	166-90841	FSU10-E	60
166-90664	LFHU50B-10M	54	166-90756	FU32-25M	50	166-90842	FSU12-E	60
166-90665	LFHU63B-10M	54	166-90757	FU40-10M	50	166-90843	FSU16-E	60
166-90670	FPU16B-25M	55	166-90758	FU50-10M	50	166-90844	FSU20-E	60
166-90671	FPU20B-25M	55	166-90759	FU63-10M	50	166-90845	FSU25-E	60
166-90672	FPU25B-25M	55	166-90760	FU10-M12-M	52	166-90846	FSU32-E	60
166-90673	FPU32B-25M	55	166-90761	FU12-M16-M	52	166-90847	FSU40-E	60
166-90674	FPU40B-10M	55	166-90762	FU16-M16-M	52	166-90848	FSU50-E	60
166-90675	FPU50B-10M	55	166-90763	FU16-M20-M	52	166-90850	HGU34-S-M40B	19
166-90676	FPU63B-10M	55	166-90764	FU20-M20-M	52	166-90851	HGU34-S-M40B	19
166-90677	FPU16BU-25M	55	166-90765	FU25-M25-M	52	166-90852	HGU125-S-1250	19
166-90678	FPU20BU-25M	55	166-90766	FU32-M32-M	52	166-90853	HGU125-S-1500	19
166-90679	FPU25BU-25M	55	166-90767	FU40-M40-M	52	166-90854	HGU150-S-1500	19
166-90680	FPU32BU-25M	55	166-90768	FU50-M50-M	52	166-90855	HGU150-S-2000	19
166-90681	FPU40BU-10M	55	166-90769	FU63-M63-M	52	166-90856	HGU125-90-1250	20
166-90682	FPU50BU-10M	55	166-90770	FSU12-M16-C-S	58	166-90857	HGU125-90-1500	20
166-90683	FPU63BU-10M	55	166-90771	FSU12-M16-C90	57	166-90858	HGU150-90-1500	20
166-90703	LTPLFH16B-25M	62	166-90772	FSU12-M16-C	56	166-90859	HGU150-90-2000	20
166-90704	LTPLFH20B-25M	62	166-90773	FSU12-M16-M	59	166-90860	HGU125-45-1250	21
166-90705	LTPLFH25B-25M	62	166-90774	HG125-45-1500	18	166-90861	HGU150-45-1500	21
166-90706	LTPLFH32B-10M	62	166-90775	HGL200-S-2000	16	166-90862	HGU16-S-M16B	19
166-90707	LTPHC16B-25M	63	166-90778	LTP63-M63-CUL	66	166-90863	HGU16-S-M20B	19
166-90708	LTPHC20B-25M	63	166-90780	HG125-HG125	24	166-90864	HGU038-45-0500	21
166-90709	LTPHC25B-25M	63	166-90782	HGU038-S-0500	19	166-90865	HGU050-45-0500	21
166-90710	LTPHC32B-25M	63	166-90783	HGU050-S-0500	19	166-90866	HGU075-45-0750	21

Index by Part No.

Part #	Type	Page
166-90867	HGU100-45-1000	21
166-90868	HGU038-90-0500	20
166-90869	HGU050-90-0500	20
166-90870	HGU075-90-0750	20
166-90871	HGU100-90-1000	20
166-90872	HGU038-S-0500	19
166-90873	HGU050-S-0500	19
166-90874	HGU075-S-0750	19
166-90875	HGU100-S-1000	19
166-90877	HG-SW0758	9

Index by Type

Type	Part #	Page	Type	Part #	Page
AFCP0380	166-90374	34	FPU40BU-10M	166-90681	55
AFCP0500	166-90375	34	FPU50B-10M	166-90675	55
AFCP0750	166-90376	34	FPU50BU-10M	166-90682	55
AFCP1000	166-90377	34	FPU63B-10M	166-90676	55
ALNPB-0380	166-90354	33	FPU63BU-10M	166-90683	55
ALNPB-0380	166-90354	71	FSU10-E	166-90841	60
ALNPB-0500	166-90355	33	FSU12B-25M	166-90651	53
ALNPB-0500	166-90355	71	FSU12-E	166-90842	60
ALNPB-0750	166-90356	33	FSU12-M16-C	166-90772	56
ALNPB-0750	166-90356	71	FSU12-M16-C90	166-90771	57
ALNPB-1000	166-90357	33	FSU12-M16-C-S	166-90770	58
ALNPB-1000	166-90357	71	FSU12-M16-M	166-90773	59
ALNPB-1250	166-90358	33	FSU16-050-C	166-90534	56
ALNPB-1250	166-90358	71	FSU16B-25M	166-90652	53
ALNPB-1500	166-90359	33	FSU16-E	166-90843	60
ALNPB-1500	166-90359	71	FSU16-M16-C	166-90538	56
ALNPB-2000	166-90467	33	FSU16-M16-C90	166-90512	57
ALNPB-2000	166-90467	71	FSU16-M16-C-S	166-90507	58
ALNPB-M16	166-50170	33	FSU16-M16-M	166-90547	59
ALNPB-M16	166-50170	71	FSU16-M20-C	166-90539	56
ALNPB-M20	166-50171	33	FSU16-M20-C90	166-90513	57
ALNPB-M20	166-50171	71	FSU16-M20-C-S	166-90508	58
ALNPB-M25	166-50172	33	FSU16-M20-M	166-90548	59
ALNPB-M25	166-50172	71	FSU20-050-C	166-90535	56
ALNPB-M32	166-50173	33	FSU20B-25M	166-90653	53
ALNPB-M32	166-50173	71	FSU20-E	166-90844	60
ALNPB-M40	166-50174	33	FSU20-M20-C	166-90540	56
ALNPB-M40	166-50174	71	FSU20-M20-C90	166-90514	57
ALNPB-M50	166-50175	33	FSU20-M20-C-S	166-90509	58
ALNPB-M50	166-50175	71	FSU20-M20-M	166-90549	59
ALPA0380	166-90018	33	FSU25-075-C	166-90536	56
ALPA0500	166-90019	33	FSU25B-25M	166-90654	53
ALPA0750	166-90020	33	FSU25-E	166-90845	60
ALPA1000	166-90021	33	FSU25-M25-C	166-90541	56
B-050-M20	166-90421	74	FSU25-M25-C90	166-90515	57
B-050-M20-EXD	166-90640	80	FSU25-M25-C-S	166-90510	58
B-075-M20	166-90422	74	FSU25-M25-M	166-90550	59
B-075-M25	166-90423	74	FSU32-100-C	166-90537	56
B-075-M25-EXD	166-90642	80	FSU32B-25M	166-90655	53
B-100-M32	166-90424	74	FSU32-E	166-90846	60
B-100-M32-EXD	166-90644	80	FSU32-M32-C	166-90542	56
B-M16-M20-EXD	166-90629	80	FSU32-M32-C90	166-90516	57
B-M20-M16-EXD	166-90628	80	FSU32-M32-C-S	166-90511	58
B-M20-M25-EXD	166-90631	80	FSU32-M32-M	166-90551	59
B-M25-M20-EXD	166-90630	80	FSU40B-25M	166-90656	53
B-M25-M32-EXD	166-90633	80	FSU40-E	166-90847	60
B-M32-M25-EXD	166-90632	80	FSU40-M40-C	166-90543	56
B-M32-M40-EXD	166-90636	80	FSU40-M40-M	166-90552	59
B-M40-M32-EXD	166-90634	80	FSU50B-25M	166-90657	53
B-M50-M32-EXD	166-90635	80	FSU50-E	166-90848	60
B-M50-M40-EXD	166-90637	80	FSU50-M50-C	166-90544	56
B-M63-M50-EXD	166-90639	80	FSU50-M50-M	166-90553	59
CONCUTTER1	166-51101	35	FSU63B-10M	166-90658	53
CONCUTTER2	166-51102	35	FSU63-M63-C	166-90545	56
FPU16B-25M	166-90670	55	FSU63-M63-M	166-90554	59
FPU16BU-25M	166-90677	55	FSU75-M75-C	166-90546	56
FPU20B-25M	166-90671	55	FSU75-M75-M	166-90555	59
FPU20BU-25M	166-90678	55	FU10-25M	166-90751	50
FPU25B-25M	166-90672	55	FU10-M12-M	166-90760	52
FPU25BU-25M	166-90679	55	FU12-25M	166-90752	50
FPU32B-25M	166-90673	55	FU12-M16-M	166-90761	52
FPU32BU-25M	166-90680	55	FU16-25M	166-90753	50
FPU40B-10M	166-90674	55	FU16-M16-M	166-90762	52

Appendix

Index

Index by Type

Type	Part #	Page	Type	Part #	Page	Type	Part #	Page
FU16-M20-M	166-90763	52	HG125-90-1500	166-90333	17	HGL100-R125	166-90017	26
FU20-25M	166-90754	50	HG125-HG125	166-90780	24	HGL100-S-1000	166-90121	16
FU20-M20-M	166-90764	52	HG125-S-1250	166-90107	16	HGL100-T	166-90171	22
FU25-25M	166-90755	50	HG125-S-1500	166-90306	16	HGL100-YL075-YL075	166-90373	23
FU25-M25-M	166-90765	52	HG125-T	166-90177	22	HGL125-90-1250	166-90116	17
FU32-25M	166-90756	50	HG150-45-1500	166-90097	18	HGL125-S-1250	166-90122	16
FU32-M32-M	166-90766	52	HG150-90-1500	166-90102	17	HGL125-T	166-90172	22
FU40-10M	166-90757	50	HG150-HG150	166-90234	24	HGL150-45-1500	166-90112	18
FU40-M40-M	166-90767	52	HG150-S-1500	166-90108	16	HGL150-90-1500	166-90117	17
FU50-10M	166-90758	50	HG150-S-2000	166-90307	16	HGL150-S-1500	166-90123	16
FU50-M50-M	166-90768	52	HG200-90-2000	166-90466	17	HGL200-S-2000	166-90775	16
FU63-10M	166-90759	50	HG200-S-2000	166-90308	16	HG-LW0250	166-90452	10
FU63-M63-M	166-90769	52	HG-DC0380	166-11808	13	HG-LW0380	166-90196	10
FW16	166-90736	36	HG-DC0500	166-11809	13	HG-LW0500	166-90197	10
FW16	166-90736	73	HG-DC0750	166-11810	13	HG-LW0750	166-90198	10
FW20	166-90737	36	HG-DC1000	166-11811	13	HG-LW1000	166-90199	10
FW20	166-90737	73	HG-DC1250	166-11812	13	HG-LW1250	166-90200	10
FW25	166-90738	36	HG-DC1500	166-11813	13	HG-LW1500	166-90201	10
FW25	166-90738	73	HG-FR0380	166-90202	11	HG-LW2000	166-90465	10
FW32	166-90739	36	HG-FR0500	166-90203	11	HG-SW0250	166-90284	9
FW32	166-90739	73	HG-FR0750	166-90204	11	HG-SW0250	166-90287	9
FW40	166-90740	36	HG-FR1000	166-90205	11	HG-SW0258	166-90283	9
FW40	166-90740	73	HG-FR1250	166-90206	11	HG-SW0310	166-90286	9
FW50	166-90741	36	HG-FR1500	166-90207	11	HG-SW0310	166-90288	9
FW50	166-90741	73	HG-HI0310	166-90282	12	HG-SW0318	166-90285	9
FW63	166-90742	36	HG-HI0380	166-90208	12	HG-SW0380	166-90190	9
FW63	166-90742	73	HG-HI0500	166-90209	12	HG-SW0380	166-90289	9
HG038-45-0500	166-90331	18	HG-HI0750	166-90210	12	HG-SW0388	166-90276	9
HG038-90-0500	166-90332	17	HG-HI1000	166-90211	12	HG-SW0500	166-90191	9
HG038-HG038	166-90230	24	HG-HI1250	166-90212	12	HG-SW0500	166-90290	9
HG038-R050	166-90000	26	HG-HI1500	166-90213	12	HG-SW0508	166-90277	9
HG038-R075	166-90001	26	HG-HI2000	166-90464	12	HG-SW0750	166-90192	9
HG038-R100	166-90003	26	HG-HISL0380	166-90264	12	HG-SW0750	166-90291	9
HG038-S-0380	166-90103	16	HG-HISL0500	166-90265	12	HG-SW0758	166-90278	9
HG038-S-0500	166-90305	16	HG-HISL0750	166-90266	12	HG-SW0758	166-90877	9
HG038-T	166-90173	22	HG-HISL1000	166-90267	12	HG-SW1000	166-90193	9
HG038-Y031-Y031	166-90366	23	HG-HISL1250	166-90268	12	HG-SW1008	166-90279	9
HG050-45-0500	166-90094	18	HG-HISL1500	166-90269	12	HG-SW1250	166-90194	9
HG050-90-0500	166-90098	17	HGL038-90-0500	166-90454	17	HG-SW1258	166-90280	9
HG050-HG050	166-90231	24	HGL038-R050	166-90009	26	HG-SW1500	166-90195	9
HG050-R075	166-90002	26	HGL038-R075	166-90010	26	HG-SW1508	166-90281	9
HG050-R100	166-90004	26	HGL038-R100	166-90012	26	HG-SW2000	166-90463	9
HG050-R125	166-90006	26	HGL038-S-0380	166-90118	16	HG-SWSL0380	166-90270	9
HG050-S-0500	166-90104	16	HGL038-S-0500	166-90455	16	HG-SWSL0500	166-90271	9
HG050-T	166-90174	22	HGL038-T	166-90168	22	HG-SWSL0750	166-90272	9
HG050-Y038-Y038	166-90367	23	HGL038-YL031-YL031	166-90370	23	HG-SWSL1000	166-90273	9
HG075-45-0750	166-90095	18	HGL050-45-0500	166-90109	18	HG-SWSL1250	166-90274	9
HG075-90-0750	166-90099	17	HGL050-90-0500	166-90113	17	HG-SWSL1500	166-90275	9
HG075-HG075	166-90232	24	HGL050-R075	166-90011	26	HGU038-45-0500	166-90790	21
HG075-R100	166-90005	26	HGL050-R100	166-90013	26	HGU038-45-0500	166-90864	21
HG075-R125	166-90007	26	HGL050-R125	166-90015	26	HGU038-90-0500	166-90786	20
HG075-S-0750	166-90105	16	HGL050-S-0500	166-90119	16	HGU038-90-0500	166-90868	20
HG075-T	166-90175	22	HGL050-T	166-90169	22	HGU038-S-0500	166-90782	19
HG075-Y050-Y050	166-90368	23	HGL050-YL038-YL038	166-90371	23	HGU038-S-0500	166-90872	19
HG100-45-1000	166-90096	18	HGL075-45-0750	166-90110	18	HGU050-45-0500	166-90791	21
HG100-90-1000	166-90100	17	HGL075-90-0750	166-90114	17	HGU050-45-0500	166-90865	21
HG100-HG100	166-90233	24	HGL075-R100	166-90014	26	HGU050-90-0500	166-90787	20
HG100-R125	166-90008	26	HGL075-R125	166-90016	26	HGU050-90-0500	166-90869	20
HG100-S-1000	166-90106	16	HGL075-S-0750	166-90120	16	HGU050-S-0500	166-90783	19
HG100-T	166-90176	22	HGL075-T	166-90170	22	HGU050-S-0500	166-90873	19
HG100-Y075-Y075	166-90369	23	HGL075-YL050-YL050	166-90372	23	HGU075-45-0750	166-90792	21
HG125-45-1500	166-90774	18	HGL100-45-1000	166-90111	18	HGU075-45-0750	166-90866	21
HG125-90-1250	166-90101	17	HGL100-90-1000	166-90115	17	HGU075-90-0750	166-90788	20

Type	Part #	Page	Type	Part #	Page	Type	Part #	Page
HGU075-90-0750	166-90870	20	LTBRDP25B-25M	166-90731	65	LTP32-M32-EXD-45	166-90585	79
HGU075-S-0750	166-90784	19	LTBRDP32B-25M	166-90732	65	LTP32-M32-EXD-90	166-90578	78
HGU075-S-0750	166-90874	19	LTBRDP40B-10M	166-90733	65	LTP32-M32-S	166-90414	69
HGU100-45-1000	166-90793	21	LTBRDP50B-10M	166-90734	65	LTP40-125-CUL	166-90402	66
HGU100-45-1000	166-90867	21	LTP10B-50M	166-90378	61	LTP40-125-EXD	166-90572	77
HGU100-90-1000	166-90789	20	LTP10-E	166-90437	75	LTP40B-10M	166-90384	61
HGU100-90-1000	166-90871	20	LTP10-M12-C	166-90394	66	LTP40-E	166-90443	75
HGU100-S-1000	166-90785	19	LTP10-M16-C	166-90395	66	LTP40G-10M	166-90391	61
HGU100-S-1000	166-90875	19	LTP12B-50M	166-90379	61	LTP40-M40-CUL	166-90612	66
HGU125-45-1250	166-90860	21	LTP12-E	166-90438	75	LTP40-M40-CUL45	166-90429	68
HGU125-90-1250	166-90856	20	LTP12-M16-C	166-90396	66	LTP40-M40-CUL90	166-90434	67
HGU125-90-1500	166-90857	20	LTP12-M16-C90	166-90405	67	LTP40-M40-EXD	166-90565	77
HGU125-S-1250	166-90852	19	LTP12-M16-S	166-90409	69	LTP40-M40-EXD-45	166-90586	79
HGU125-S-1500	166-90853	19	LTP16-050-CUL	166-90398	66	LTP40-M40-EXD-90	166-90579	78
HGU150-45-1500	166-90861	21	LTP16-050-EXD	166-90568	77	LTP50-150-CUL	166-90403	66
HGU150-90-1500	166-90858	20	LTP16B-25M	166-90380	61	LTP50-150-EXD	166-90573	77
HGU150-90-2000	166-90859	20	LTP16-E	166-90439	75	LTP50B-10M	166-90385	61
HGU150-S-1500	166-90854	19	LTP16G-25M	166-90387	61	LTP50-E	166-90444	75
HGU150-S-2000	166-90855	19	LTP16-M16-C	166-90397	66	LTP50G-10M	166-90392	61
HGU16-45-M20B	166-90801	21	LTP16-M16-C90	166-90406	67	LTP50-M50-CUL	166-90613	66
HGU16-90-M16B	166-90805	20	LTP16-M16-S	166-90410	69	LTP50-M50-CUL45	166-90430	68
HGU16-90-M20B	166-90806	20	LTP16-M20-CUL	166-90608	66	LTP50-M50-CUL90	166-90435	67
HGU16-S-M16B	166-90794	19	LTP16-M20-CUL45	166-90425	68	LTP50-M50-EXD	166-90566	77
HGU16-S-M16B	166-90862	19	LTP16-M20-CUL90	166-90407	67	LTP50-M50-EXD-45	166-90587	79
HGU16-S-M20B	166-90795	19	LTP16-M20-EXD	166-90561	77	LTP50-M50-EXD-90	166-90580	78
HGU16-S-M20B	166-90863	19	LTP16-M20-EXD-45	166-90582	79	LTP63-200-CUL	166-90404	66
HGU21-45-M20B	166-90802	21	LTP16-M20-EXD-90	166-90575	78	LTP63-200-EXD	166-90574	77
HGU21-90-M20B	166-90807	20	LTP16-M20-S	166-90411	69	LTP63B-10M	166-90386	61
HGU21-S-M20B	166-90796	19	LTP20-050-CUL	166-90399	66	LTP63-E	166-90445	75
HGU28-45-M25B	166-90803	21	LTP20-050-EXD	166-90569	77	LTP63-M63-CUL	166-90778	66
HGU28-90-M25B	166-90808	20	LTP20B-25M	166-90381	61	LTP63-M63-CUL45	166-90431	68
HGU28-S-M25B	166-90797	19	LTP20-E	166-90440	75	LTP63-M63-CUL90	166-90436	67
HGU34-45-M32B	166-90804	21	LTP20G-25M	166-90388	61	LTP63-M63-EXD	166-90567	77
HGU34-90-M32B	166-90809	20	LTP20-LTP20	166-90418	70	LTP63-M63-EXD-45	166-90588	79
HGU34-S-M32B	166-90798	19	LTP20-M20-CUL	166-90609	66	LTP63-M63-EXD-90	166-90581	78
HGU34-S-M40B	166-90850	19	LTP20-M20-CUL45	166-90426	68	LTPHC16B-25M	166-90707	63
HGU34-S-M40B	166-90851	19	LTP20-M20-CUL90	166-90408	67	LTPHC20B-25M	166-90708	63
HGU42-90-M40B	166-90810	20	LTP20-M20-EXD	166-90562	77	LTPHC25B-25M	166-90709	63
HGU42-90-M50B	166-90811	20	LTP20-M20-EXD-45	166-90583	79	LTPHC32B-25M	166-90710	63
HGU42-S-M40B	166-90799	19	LTP20-M20-EXD90	166-90576	78	LTPHC40B-10M	166-90711	63
HGU42-S-M50B	166-90800	19	LTP20-M20-S	166-90412	69	LTPHC50B-10M	166-90712	63
LFHU16B-25M	166-90659	54	LTP25-075-CUL	166-90400	66	LTPLFH16B-25M	166-90703	62
LFHU20B-25M	166-90660	54	LTP25-075-EXD	166-90570	77	LTPLFH20B-25M	166-90704	62
LFHU25B-25M	166-90661	54	LTP25B-25M	166-90382	61	LTPLFH25B-25M	166-90705	62
LFHU32B-25M	166-90662	54	LTP25-E	166-90441	75	LTPLFH32B-10M	166-90706	62
LFHU40B-10M	166-90663	54	LTP25G-25M	166-90389	61	LTPPU12B-25M	166-90714	64
LFHU50B-10M	166-90664	54	LTP25-LTP25	166-90419	70	LTPPU16B-25M	166-90715	64
LFHU63B-10M	166-90665	54	LTP25-M25-CUL	166-90610	66	LTPPU16BU-25M	166-90723	64
LPC0380	166-90247	28	LTP25-M25-CUL45	166-90427	68	LTPPU20B-25M	166-90716	64
LPC038-S-050	166-90361	30	LTP25-M25-CUL90	166-90432	67	LTPPU20BU-25M	166-90724	64
LPC0500	166-90248	28	LTP25-M25-EXD	166-90563	77	LTPPU25B-25M	166-90717	64
LPC050-S-050	166-90362	30	LTP25-M25-EXD-45	166-90584	79	LTPPU25BU-25M	166-90725	64
LPC0750	166-90249	28	LTP25-M25-EXD-90	166-90577	78	LTPPU32B-25M	166-90718	64
LPC075-S-075	166-90363	30	LTP25-M25-S	166-90413	69	LTPPU32BU-25M	166-90726	64
LPC1000	166-90250	28	LTP32-100-CUL	166-90401	66	LTPPU40B-10M	166-90719	64
LPC100-S-100	166-90364	30	LTP32-100-EXD	166-90571	77	LTPPU50B-10M	166-90720	64
LPC1250	166-90251	28	LTP32B-25M	166-90383	61	LTPPU50BU-10M	166-90728	64
LPC125-S-125	166-90365	30	LTP32-E	166-90442	75	LTPPU63B-10M	166-90721	64
LPC1500	166-90500	28	LTP32G-25M	166-90390	61	PACC0310	166-90302	34
LPC150-S-150	166-90614	30	LTP32-M32-CUL	166-90611	66	PACC0380	166-90178	34
LPC2000	166-90501	28	LTP32-M32-CUL45	166-90428	68	PACC0500	166-90179	34
LPC200-S-200	166-90615	30	LTP32-M32-CUL90	166-90433	67	PACC0750	166-90180	34
LTBRDP20B-25M	166-90730	65	LTP32-M32-EXD	166-90564	77	PACC1000	166-90181	34

Appendix

Index

Index by Type

Type	Part #	Page	Type	Part #	Page
PACC1250	166-90182	34	SW0500	166-90481	35
PACC1500	166-90183	34	SW0500	166-90481	72
PAEC0380	166-90184	32	SW0750	166-90482	35
PAEC0500	166-90185	32	SW0750	166-90482	72
PAEC0750	166-90186	32	SW1000	166-90483	35
PAEC1000	166-90187	32	SW1000	166-90483	72
PAEC1250	166-90188	32	SW1250	166-90484	35
PAEC1500	166-90189	32	SW1250	166-90484	72
PSR0380	166-90220	27	SW1500	166-90485	35
PSR038-45-0500	166-90124	29	SW1500	166-90485	72
PSR038-90-0500	166-90128	29	SW2000	166-90486	35
PSR038-S-0380	166-90133	29	SW2000	166-90486	72
PSR0500	166-90221	27			
PSR050-45-0500	166-90125	29			
PSR050-90-0500	166-90129	29			
PSR050-S-0500	166-90134	29			
PSR0750	166-90222	27			
PSR075-45-0750	166-90126	29			
PSR075-90-0750	166-90130	29			
PSR075-S-0750	166-90135	29			
PSR1000	166-90223	27			
PSR100-45-1000	166-90127	29			
PSR100-90-1000	166-90131	29			
PSR100-S-1000	166-90136	29			
PSR1250	166-90224	27			
PSR125-90-1250	166-90132	29			
PSR125-S-1250	166-90137	29			
PSR1500	166-90502	27			
PSR150-S-1500	166-90505	29			
PSR2000	166-90503	27			
PSR200-S-2000	166-90506	29			
REC0380	166-90235	32			
REC0500	166-90236	32			
REC0750	166-90237	32			
REC1000	166-90238	32			
REC1250	166-90239	32			
REC1500	166-90240	32			
RSW16-BU	166-90446	36			
RSW16-BU	166-90446	73			
RSW20-BU	166-90447	36			
RSW20-BU	166-90447	73			
RSW25-BU	166-90448	36			
RSW25-BU	166-90448	73			
RSW32-BU	166-90449	36			
RSW32-BU	166-90449	73			
RSW40-BU	166-90450	36			
RSW40-BU	166-90450	73			
RSW50-BU	166-90451	36			
RSW50-BU	166-90451	73			
SSU10-10M	166-90831	51			
SSU10-25M	166-90832	51			
SSU12-25M	166-90833	51			
SSU16-10M	166-90834	51			
SSU16-25M	166-90835	51			
SSU20-25M	166-90836	51			
SSU25-25M	166-90837	51			
SSU32-25M	166-90838	51			
SSU40-10M	166-90839	51			
SSU50-10M	166-90840	51			
SW0380	166-90480	35			
SW0380	166-90480	72			



HellermannTyton North American Corporate Headquarters

7930 N. Faulkner Rd, PO Box 245017
Milwaukee, WI 53224-9517
Phone: (414) 355-1130, (800) 537-1512
Fax: (414) 355-7341, (800) 848-9866
email: corp@htamericas.com
www.hellermann.tyton.com

TS16949, ISO 9001, and ISO14001 certified

HellermannTyton Canada

Unit #4, 205 Industrial Parkway North
Aurora, Ontario L4G 4C4 Canada
Phone: (800) 661-2461
Fax: (800) 390-3904
email: sales@hellermanntyton.ca

HellermannTyton Mexico

Anillo Periferico Sur 7980 Edificio 6A
Parque Industrial Tecnologico II
Santa María Tequepexpan
Tlaquepaque, Jalisco, Mexico 45601
Phone: 011-52-33-3-133-9880
Fax: 011-52-33-3-133-9861
email: info@htamericas.com.mx

ISO 9001 certified